



USAID
FROM THE AMERICAN PEOPLE



building
local
promise.

Civic Engagement Poll

Fieldwork: August-September 2017

Report: November 2017

Methodology: quantitative survey of Ukrainian population

Sample size

2,134 residents of Ukraine

Sample design

The interviews were conducted with residents of Ukraine aged 18 years and older. Sample design corresponds to the distribution of adult population of Ukraine by age, sex, oblast and settlement type according to the data of the State Statistics Service of Ukraine as of January 1, 2016 (excluding AR Crimea and non-government controlled areas of Donetsk and Luhansk oblasts). Margin of error of the sample is 2,2% (not including design effect).

Survey method


Computer-Assisted Personal Interviewing (CAPI). Interviews were conducted face-to-face at respondents' home, assisted with the use of tablets showing questions (visuals), recording answers.

Survey structure

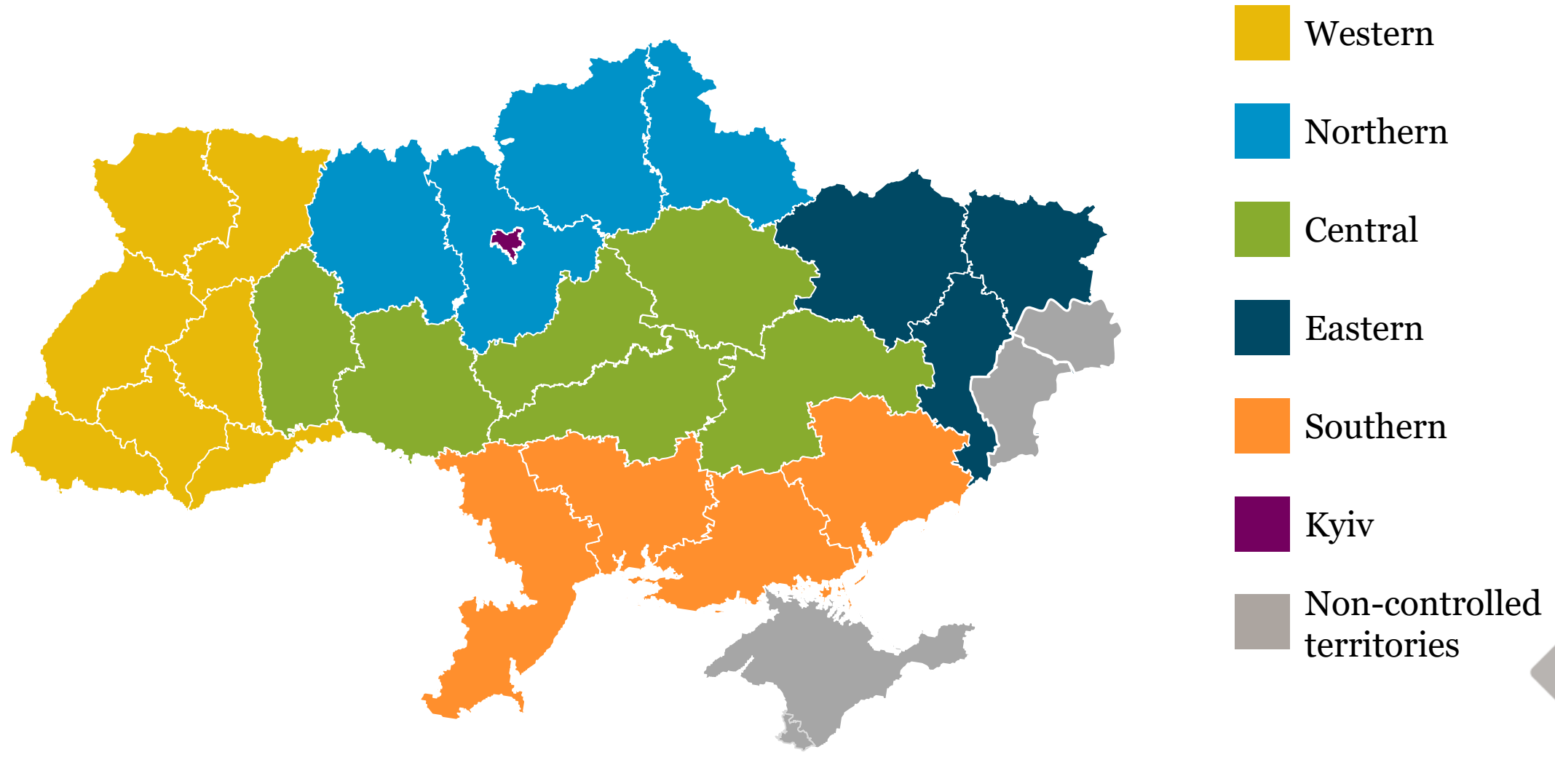
Three major thematic sections: awareness of and engagement in civic activities, including CSO brand and name recognition, reforms, civic literacy and values

Fieldwork period

August-September, 2017



Regions composition

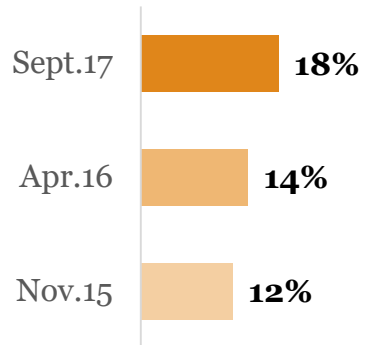


On the basis of the participation in at least one of civil initiatives* three target audiences were defined: current activists, potential activists and non-activists.

Target audiences

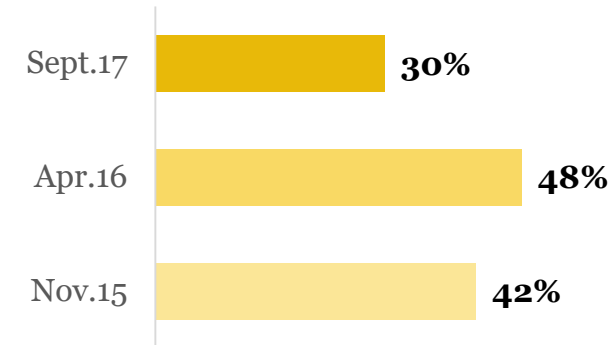
Current activists

have participated in at least one civil initiative in the past 12 months



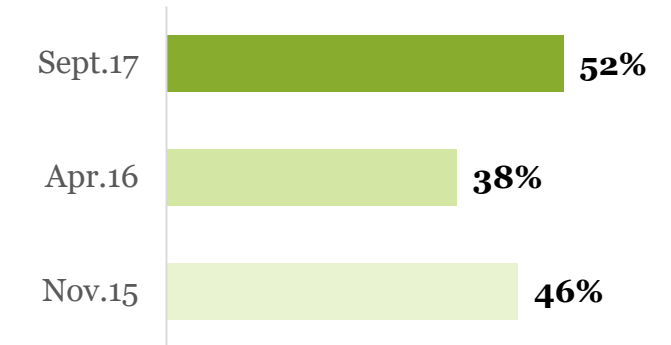
Potential activists

have not participated but are interested in at least one initiative



Non-activists

have not participated and are not interested in any of the listed initiatives



**Target audiences were recalculated for previous survey waves in accordance with 2017 approach because of the change in questionnaires in 2017 vs. 2015-2016*

The list of civil initiatives:


- 1) Participation in public hearings;
- 2) Engagement in commenting on draft laws (on national or local levels);
- 3) Participation in a peaceful assembly for a specific cause;
- 4) Reports on corruption cases to the prosecutor's office or the police (personally or by phone);
- 5) Anonymous reports on corruption on-line or violations at elections;
- 6) Open reports on corruption in media (different types, including blogging and social networks);
- 7) Reported on a broken road and other infrastructure issues to local administration (personally or by phone);

- 8) Reported on a broken road and other infrastructure issues to local administration via online-platform (web-site);
- 9) Participation in a formal advisory body to the local/national government;
- 10) Submitting formal information requests to state bodies;
- 11) Submitting formal complaints to a representative of state bodies;
- 12) Creation of a housing, street or block committee or participation in the work of such a committee ;
- 13) Initiation and signing of electronic petitions to the city mayor, district, regional council, the president, etc.



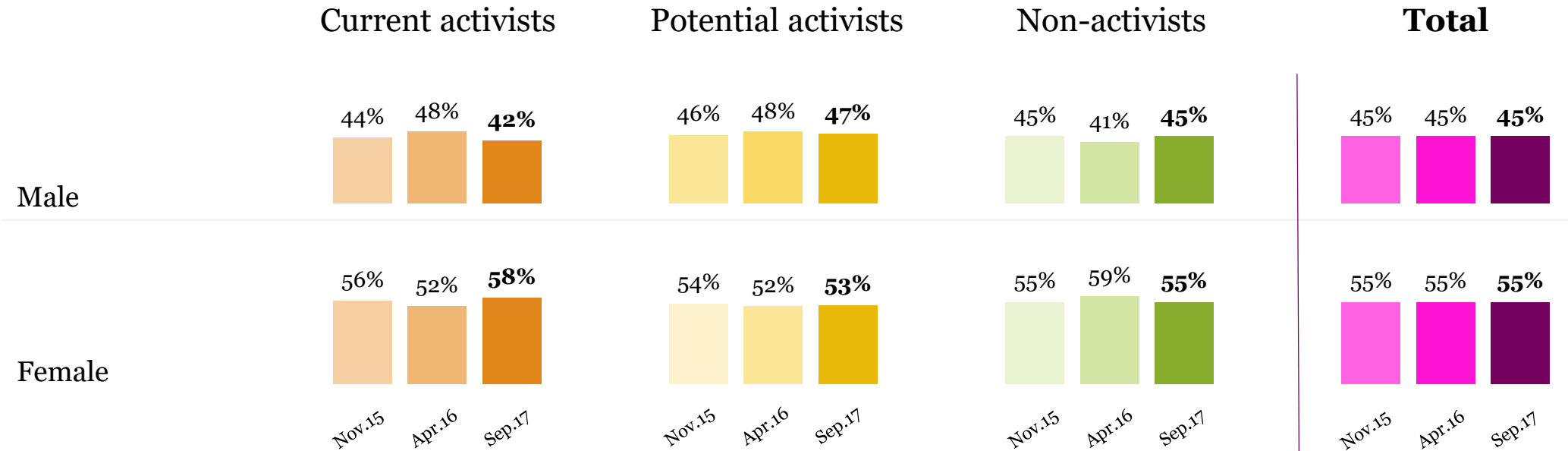


Portraits of target audiences



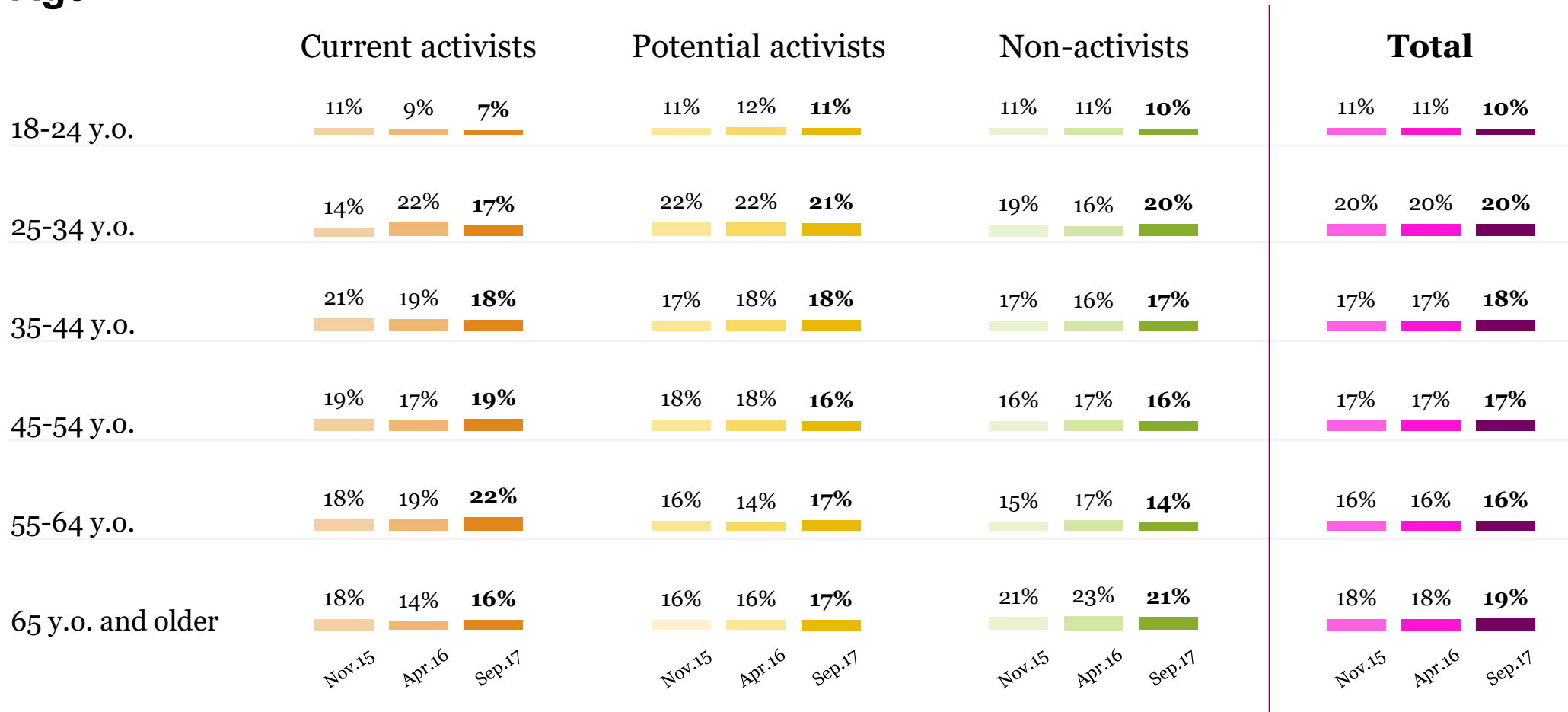
There is growing share of women among current activists in 2017 comparing to 2016

Gender



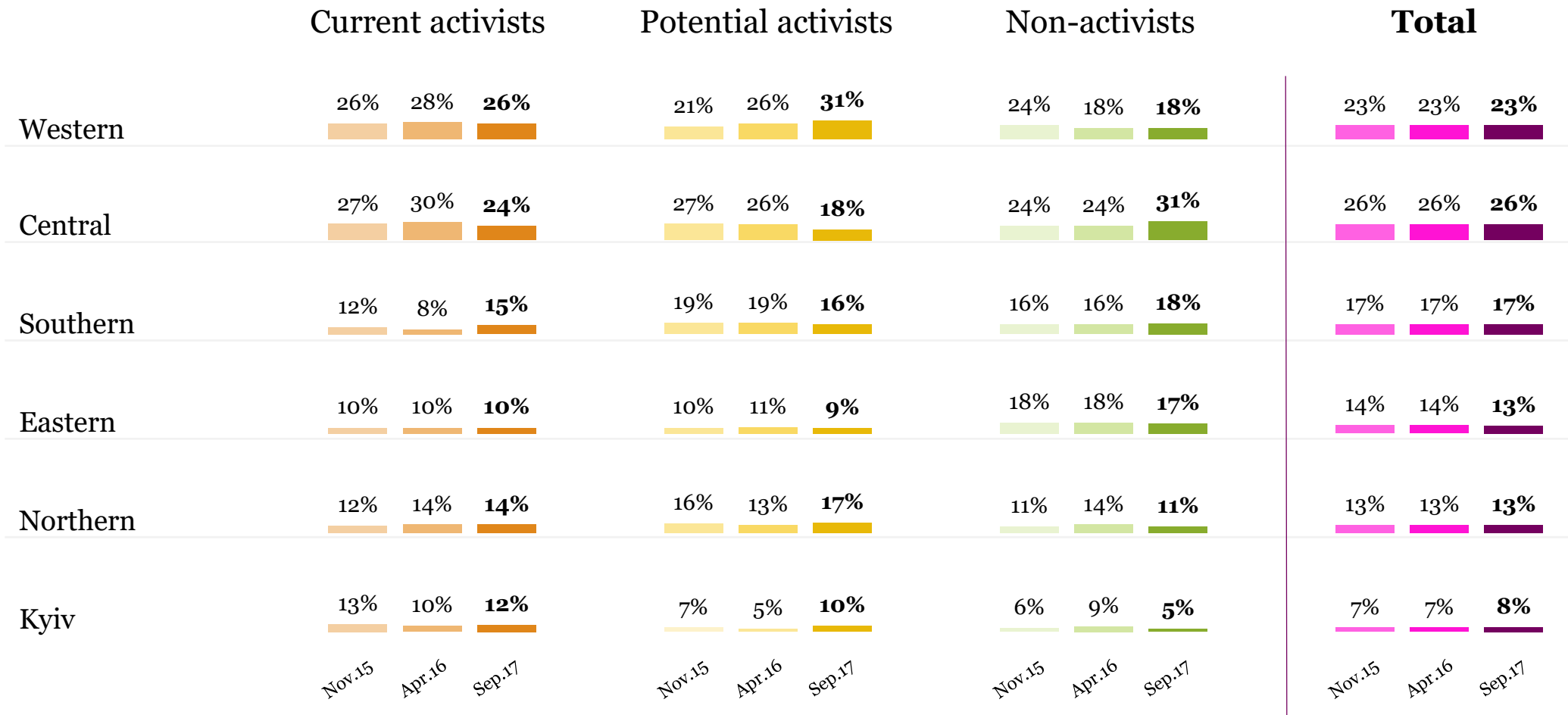
The share of youth aged 18-34 y.o. declined among current activists (from 31% in 2016 to 24% in 2017), while the share of middle-aged and elderly, i.e. those aged 45 and older, increased (50% and 57%, respectively).

Age



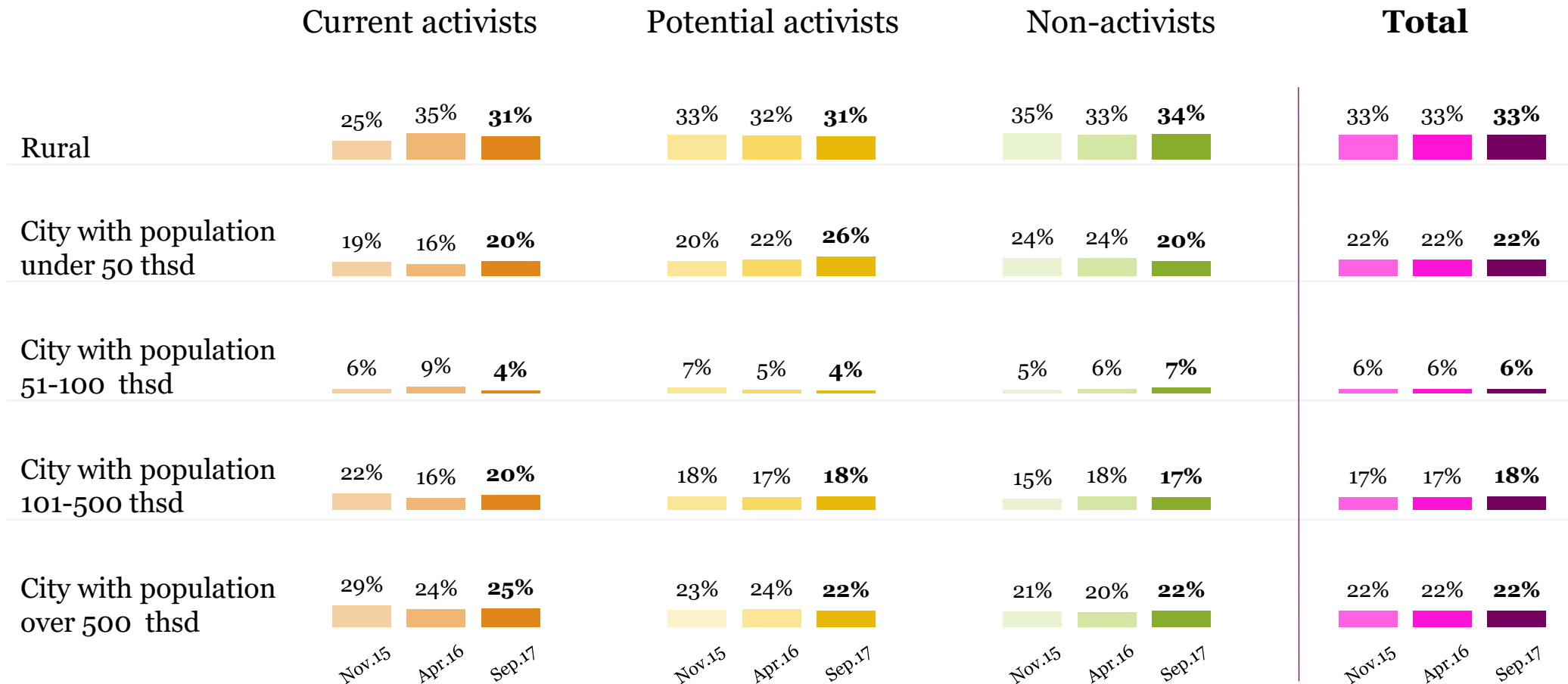
There are less residents of Central and Western region among current activists in 2017 comparing to 2016, while the representation of Southern region increased

Region



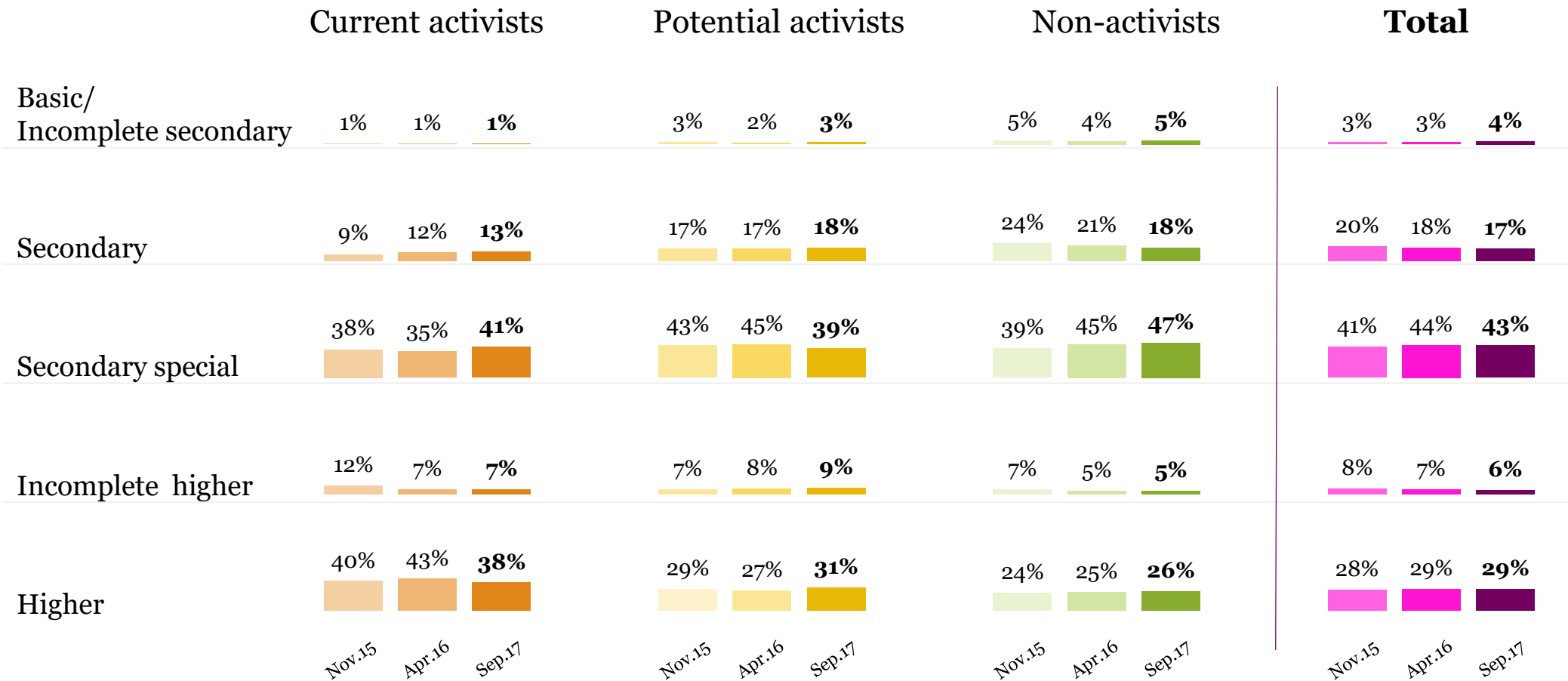
There is higher share of residents of cities with 100-500 thsd people and <50 thsd people among current activists in 2017 comparing to 2016

Settlement size



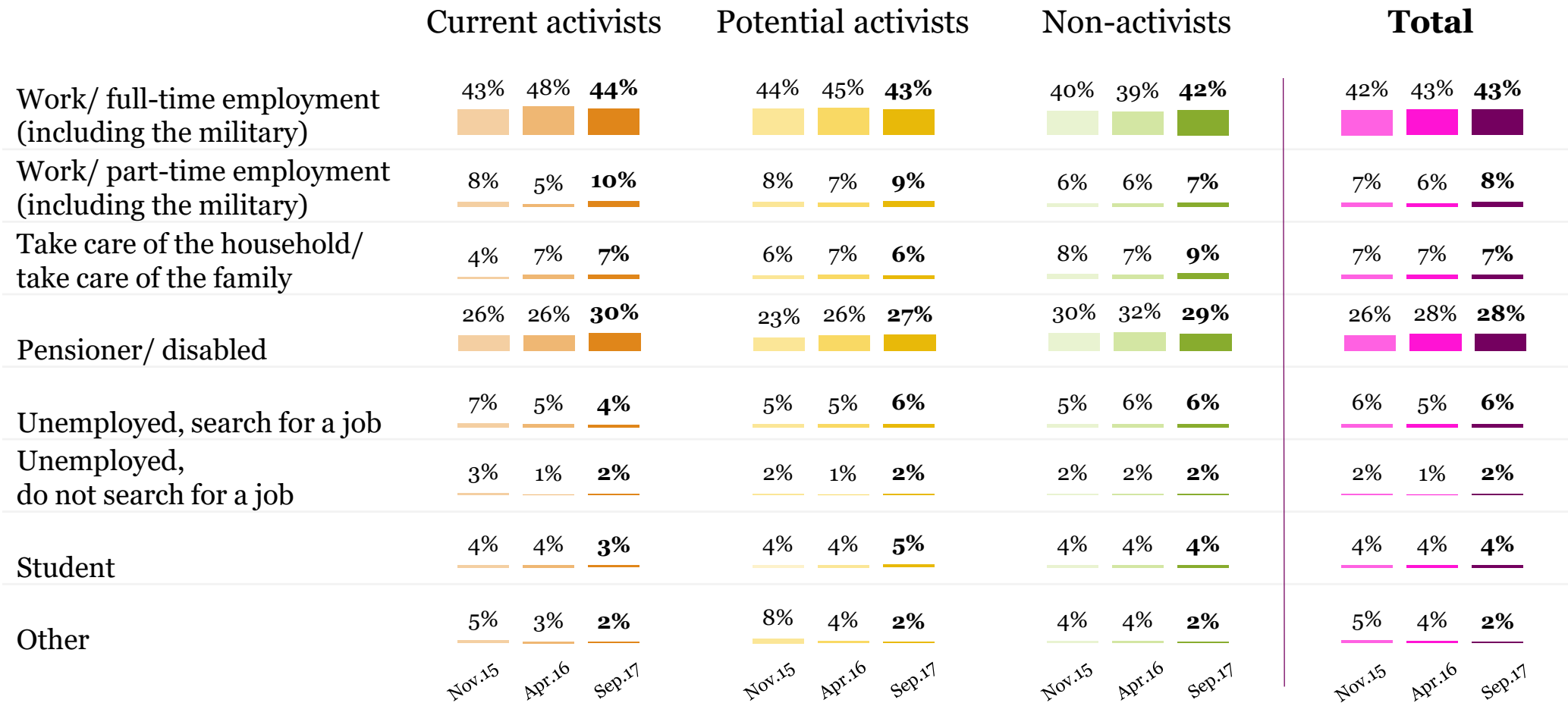
The share of those with secondary and secondary special education increased among current activists, and the share of those with higher education – declined

Education



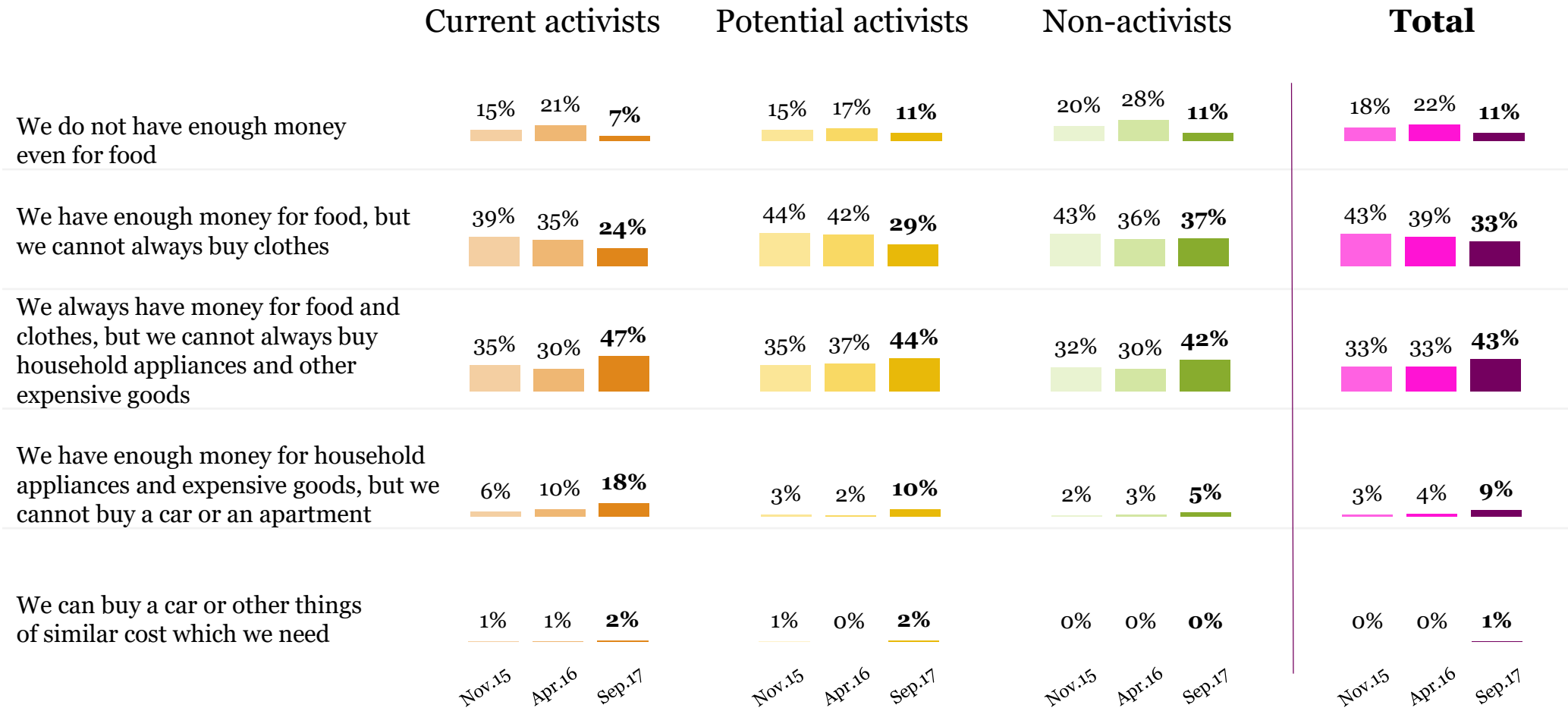
The relative majority of current activists (44%) are working full-time, another 30% are pensioners or disabled. The share of those working part-time increased from 5% in 2016 to 10% in 2017

Employment



There are more people with average and above average income among current activists in 2017 comparing to 2016 – although this trend repeats the overall tendency among total population


Income





Civil activism and awareness of civil initiatives

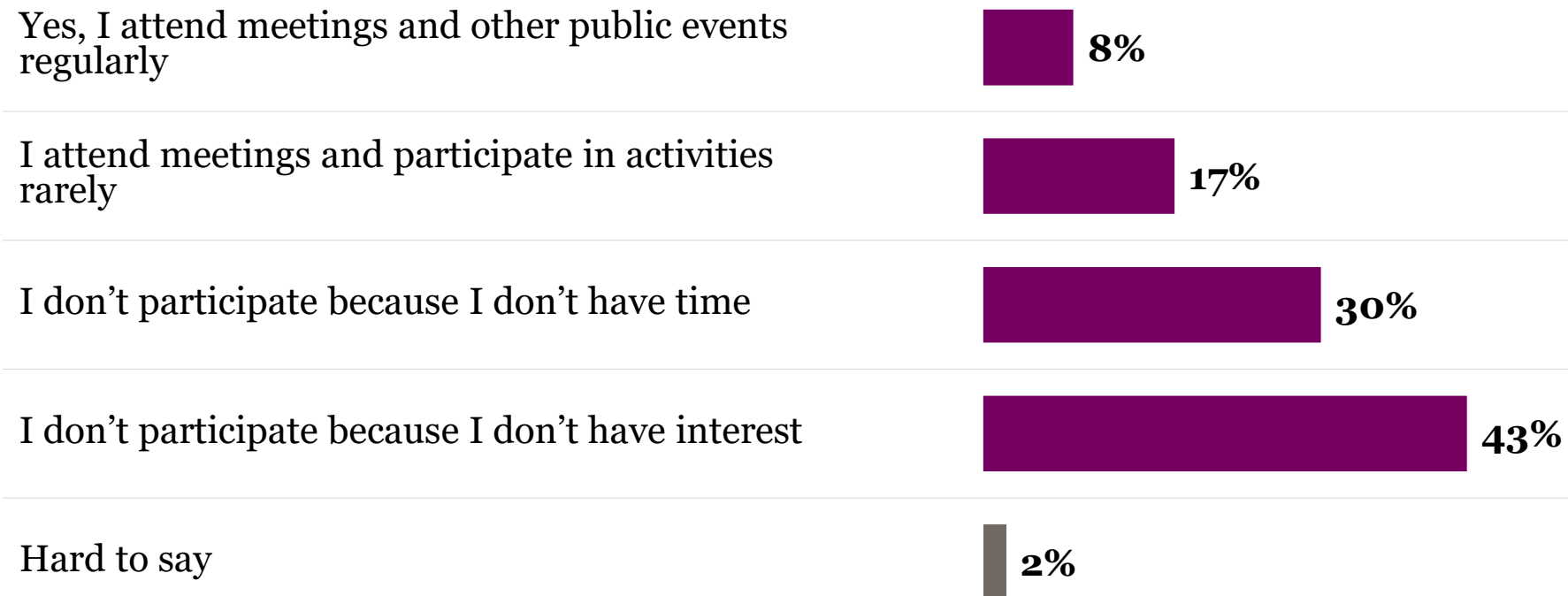
Section A



Overall, a quarter of citizens attend meetings and other public events regularly or rarely. Almost one in three has no time for community engagement. Although almost a half is not interested in that.

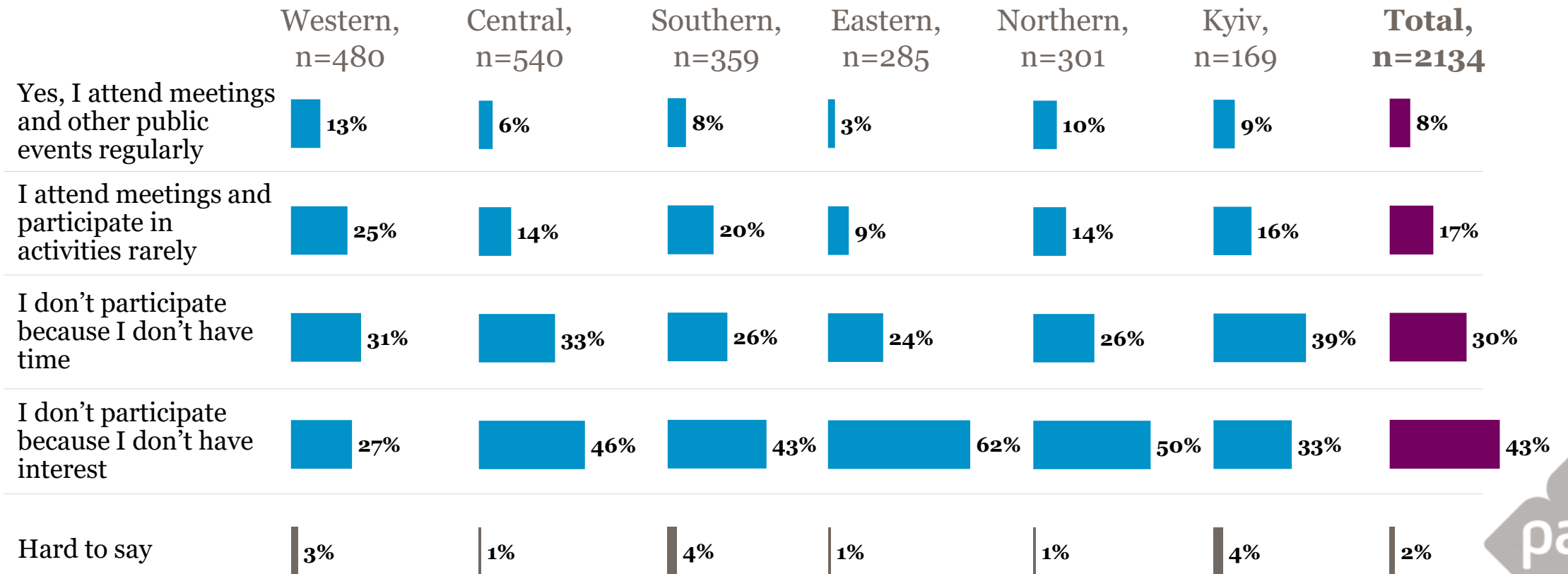
A1. Are you engaged in life of your community (house, street, district)?

Total, n=2134



Residents of Western region tend to attend meetings and other public events regularly or rarely much more often. Share of those who are not interested in community engagement is higher in Eastern and Northern regions (62% and 50%, respectively). Kyiv residents more often report about having no time for that.

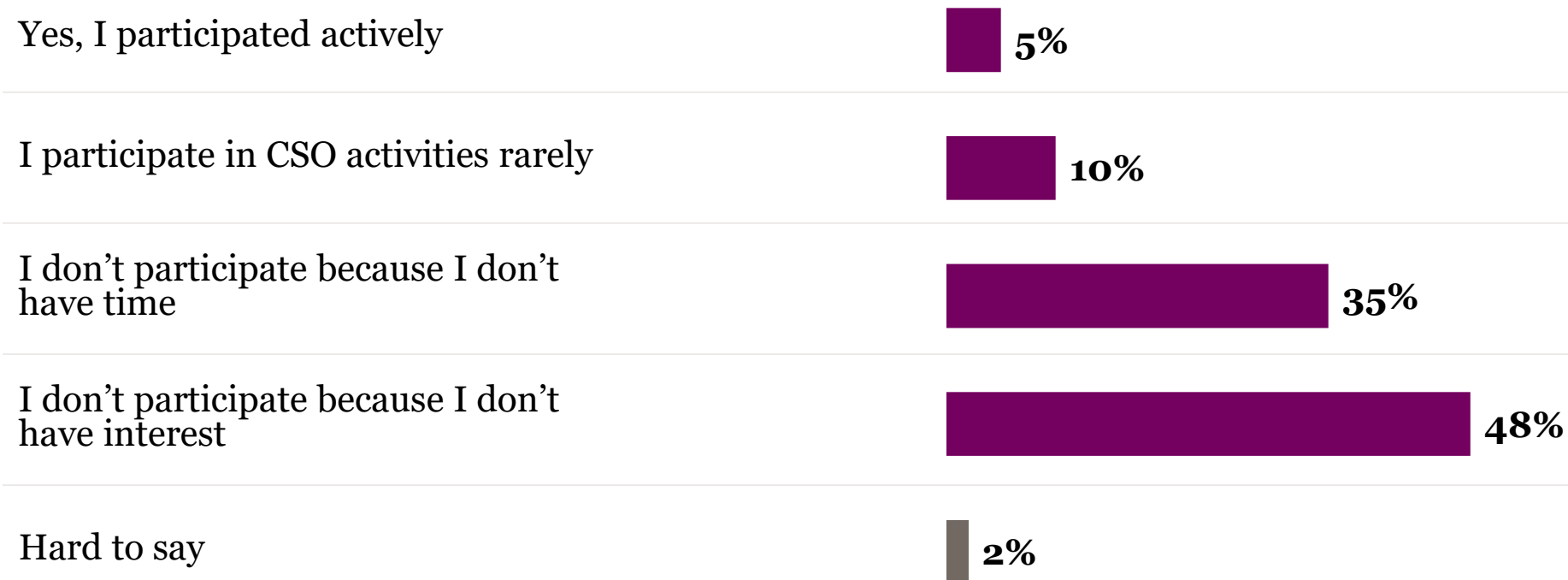
A1. Are you engaged in life of your community (house, street, district)?



Every seventh participate in CSO activities actively or rarely, while every second declare no interest in that, and another third have no time on that.


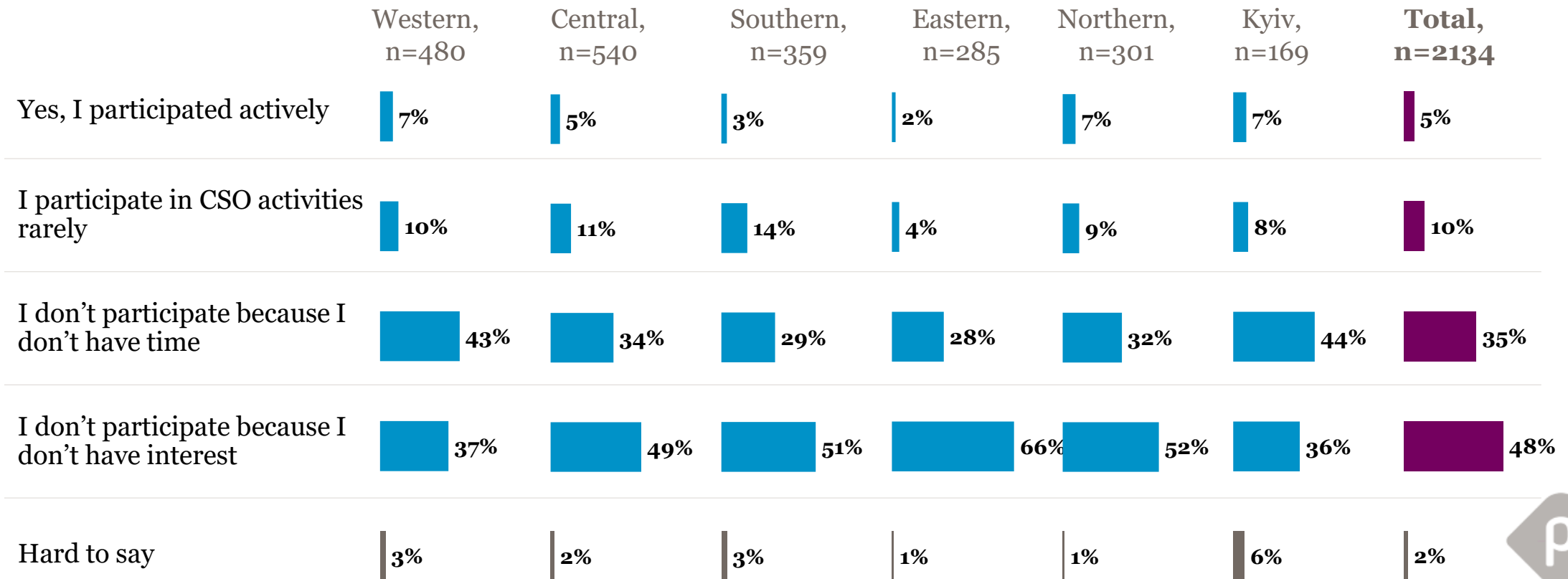
A2. Did you participate in CSO activities during the last year?

Total, n=2134



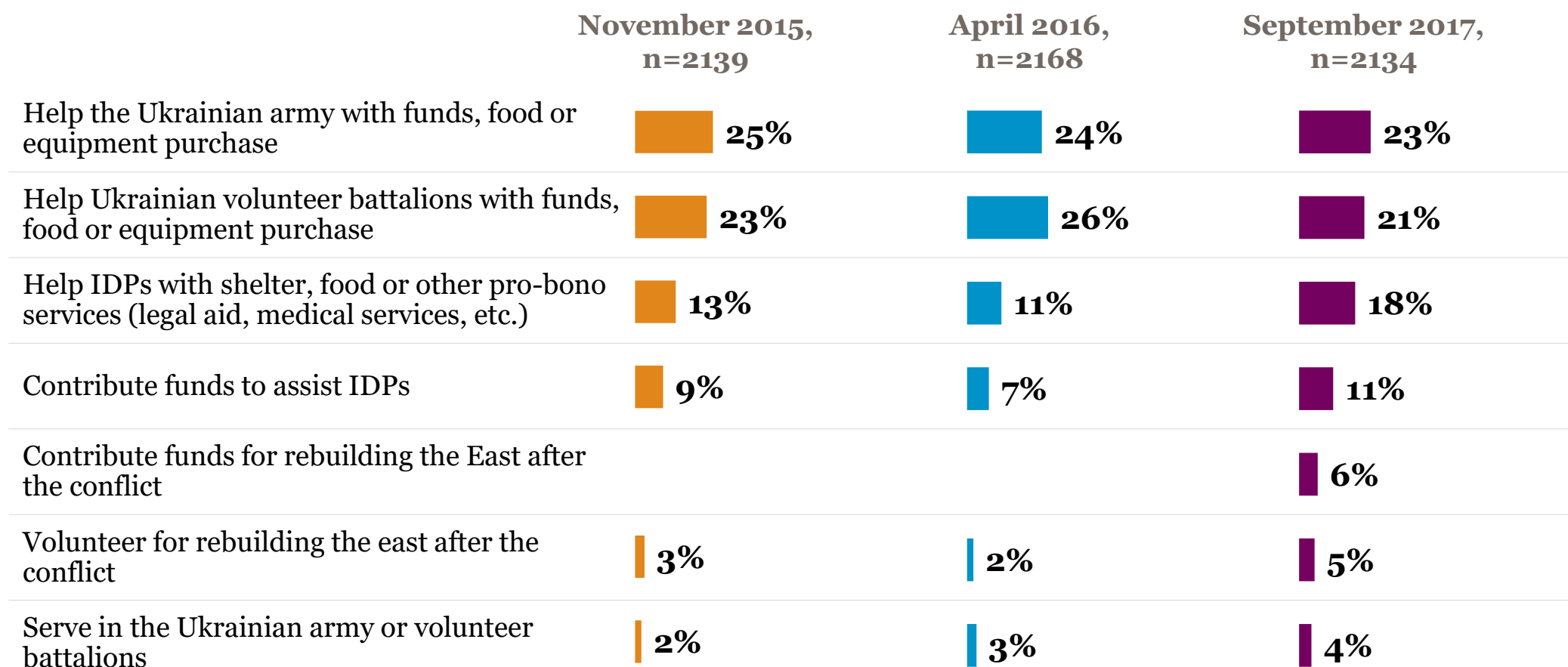
Similarly to community engagement, East residents are the least interested in CSO activities (two in three people there report about having no interest in that)

A2. Did you participate in CSO activities during the last year?



Helping Ukrainian army and volunteer battalions with funds, food and equipment purchase are the most attractive forms of engagement, followed by helping IDPs with shelter, food or other pro-bono services

A3. What are you personally willing to do to help settle the current crisis in the east of Ukraine



The best-known initiatives are participation in peaceful assembly, reporting to local administration on broken road or other infrastructure, and creation of housing/street/block committee – one in three citizens knows each of these initiatives.

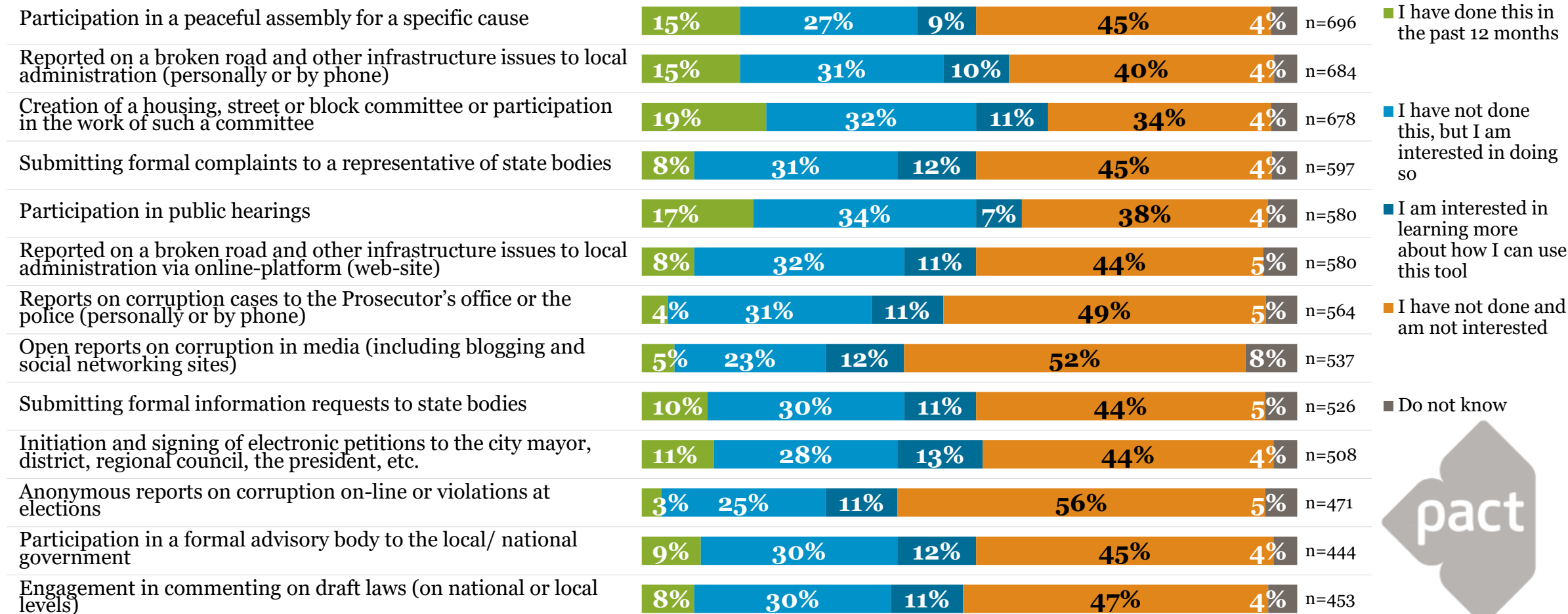
A4. Are you aware about the following:

	Current activists (n=374)	Potential activists (n=642)	Non-activists (n=1118)	Total (n=2134)
Participation in a peaceful assembly for a specific cause	68%	52%	11%	33%
Reported on a broken road and other infrastructure issues to local administration (personally or by phone)	70%	51%	9%	32%
Creation of a housing, street or block committee or participation in the work of such a committee	69%	52%	8%	32%
Submitting formal complaints to a representative of state bodies	55%	48%	8%	28%
Participation in public hearings	62%	43%	7%	28%
Reported on a broken road and other infrastructure issues to local administration via online-platform (web-site)	54%	46%	8%	27%
Reports on corruption cases to the Prosecutor's office or the police (personally or by phone)	48%	47%	8%	27%
Open reports on corruption in media (including blogging and social networking sites)	45%	44%	9%	26%
Submitting formal information requests to state bodies	49%	43%	7%	25%
Initiation and signing of electronic petitions to the city mayor, district, regional council, the president, etc.	51%	39%	6%	24%
Anonymous reports on corruption on-line or violations at elections	40%	39%	6%	22%
Participation in a formal advisory body to the local/ national government	45%	38%	4%	21%
Engagement in commenting on draft laws (on national or local levels)	44%	37%	5%	21%



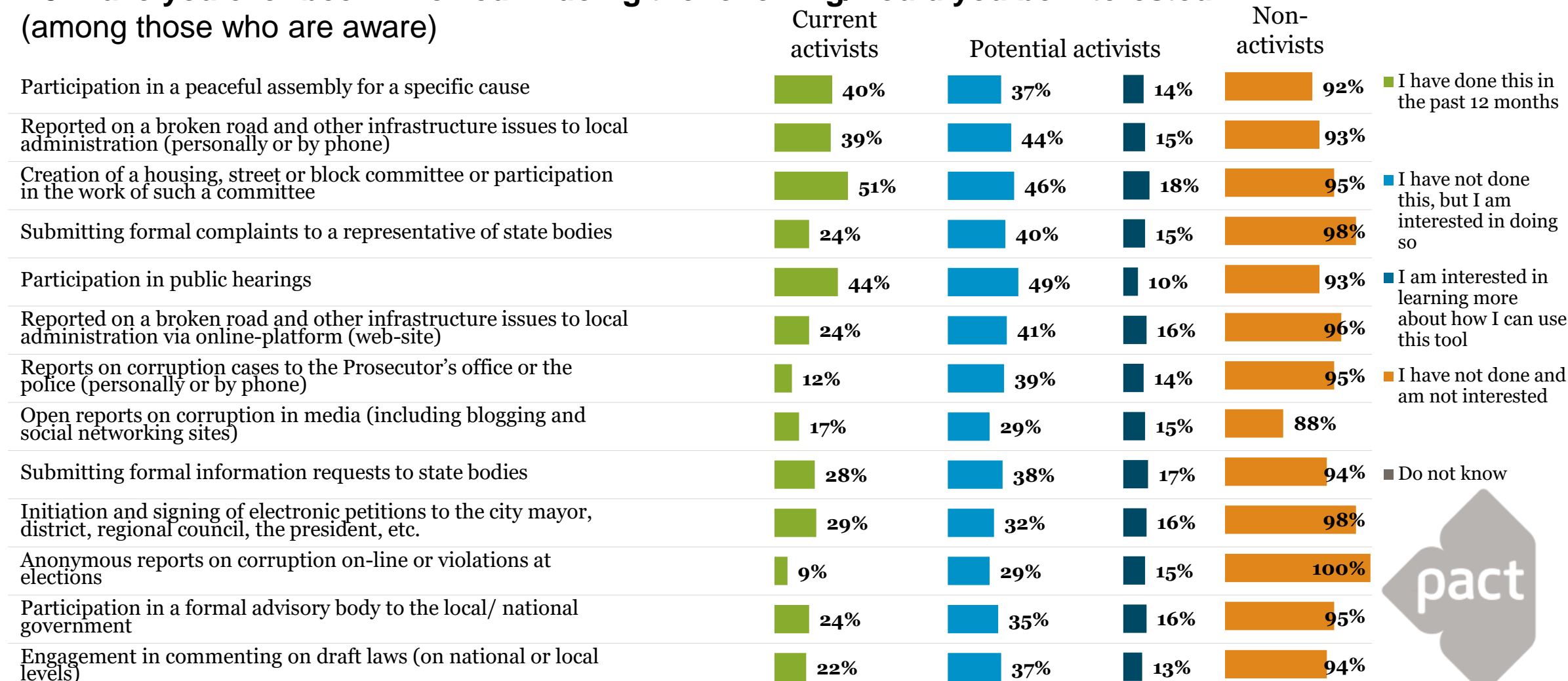
The highest level of current engagement is reported for creation of housing committees and participation in public hearings.

A5. Have you ever been involved in doing the following/would you be interested in (among those who are aware)



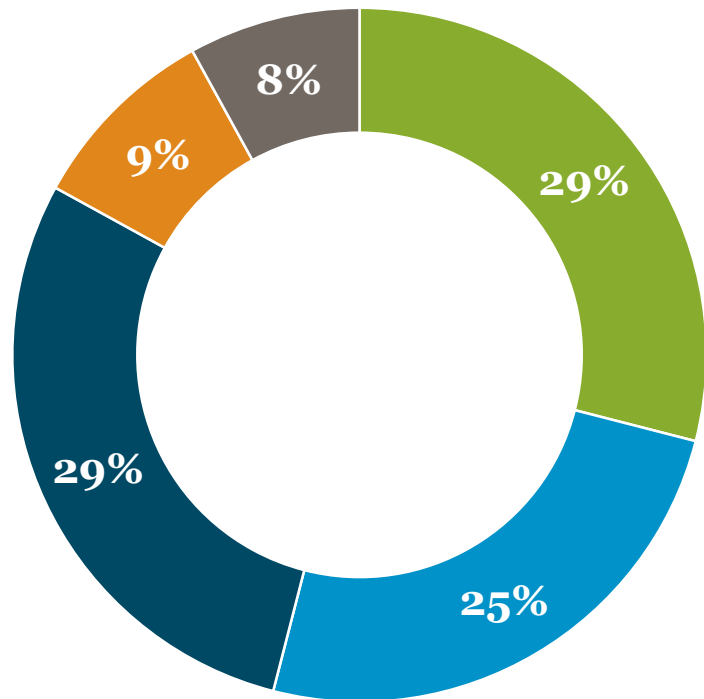
Current activists are mostly involved into housing committee and public hearings. Potential activists are also interested in doing these activities the most.

A5. Have you ever been involved in doing the following/would you be interested in (among those who are aware)



Among those who participated in at least 1 initiatives, over a half indicate either positive experience or some change in result

A6. How do you assess your experience in participating in this type of activity (among those who participated in at least 1 initiative)



Total, n=374

- Overall, positive experience, I achieved the result I wanted from it
- It took a lot of effort, the end result was mixed, but at least something changed
- I spent lots of time for smth which didn't bring much result, but I believe that if more people would practice this it brings results
- I didn't get the result I wanted, I don't plan to engage in this type of activity anymore and I don't want to waste my time
- Hard to say

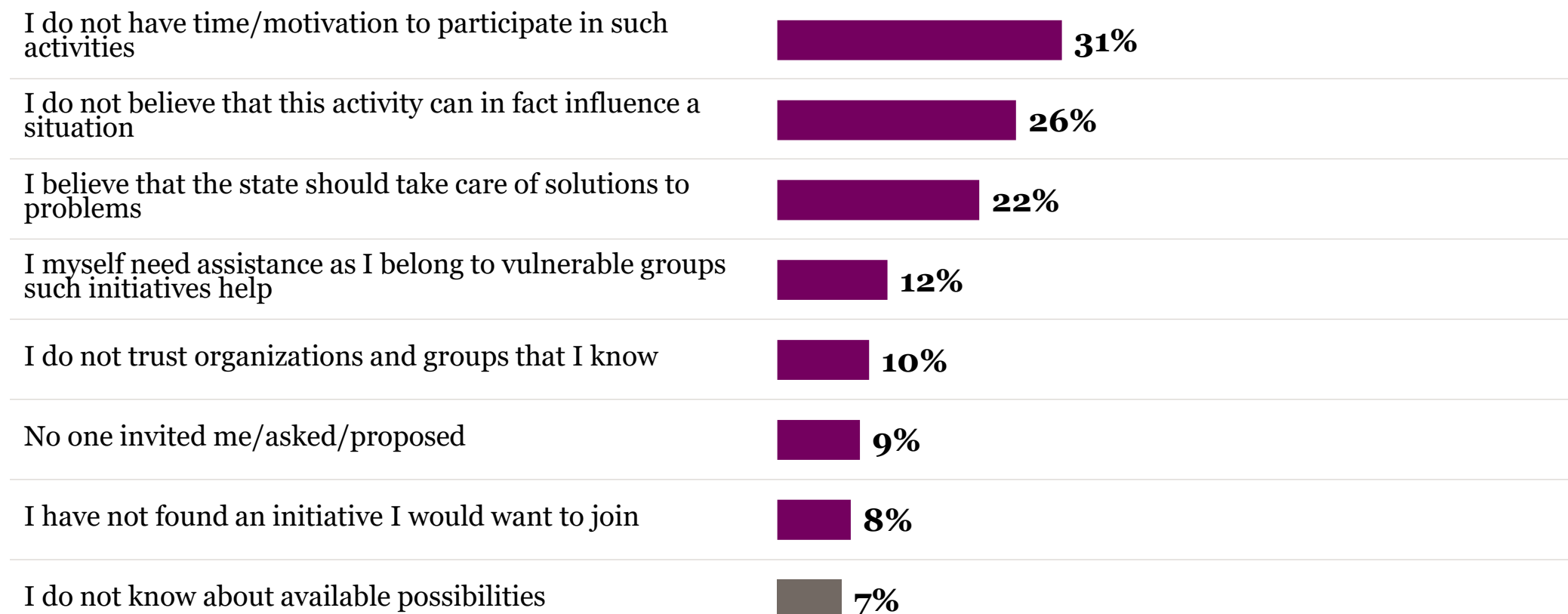


Among those who are not aware about all listed initiatives, the reason of not having time or motivation for participation is indicated most often, one in four does not believe in the possibility to change a situation.

A7. What prevents you from more active engagement in civil initiatives?

(those who are not aware about all initiatives)

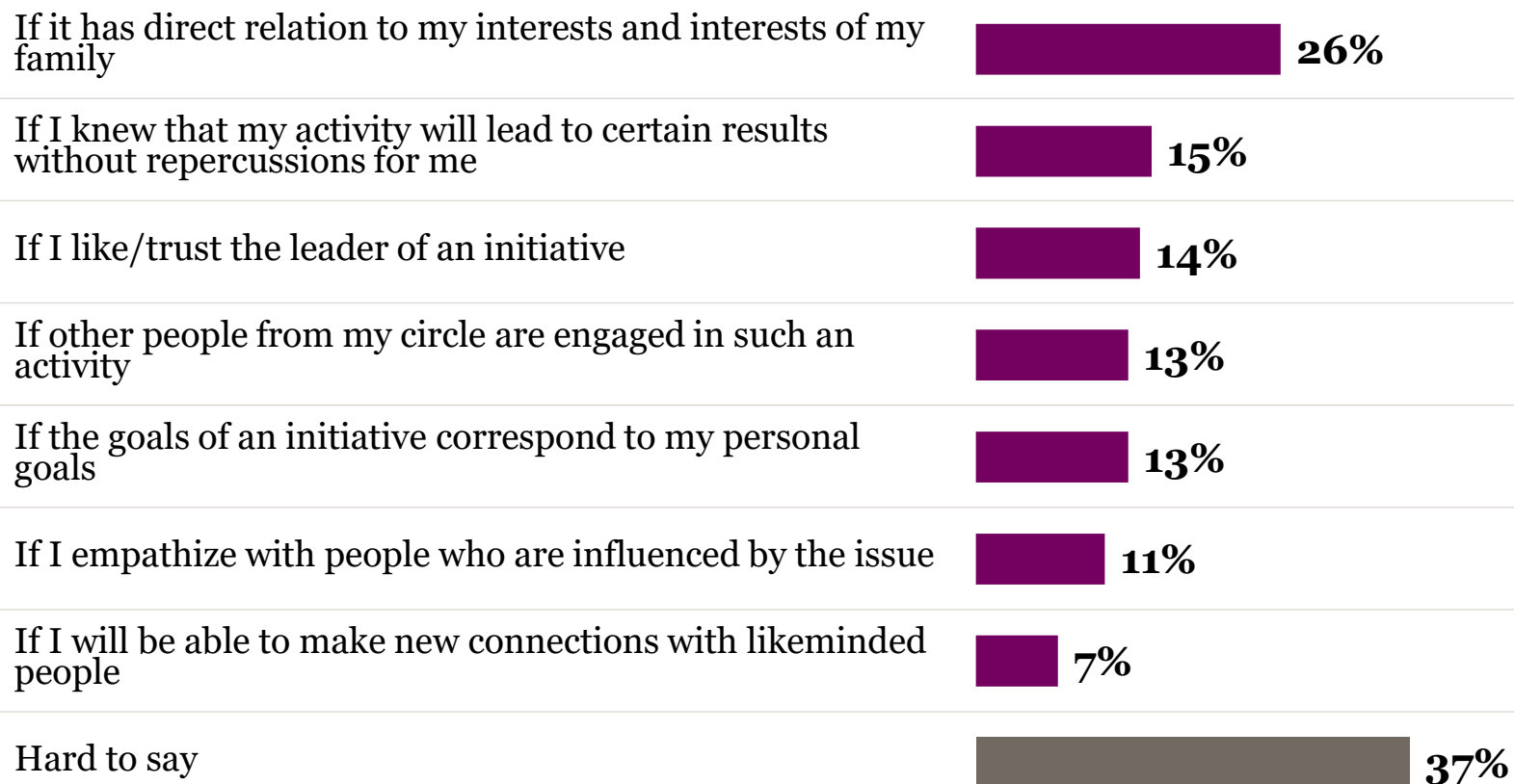
n=869



One in four citizens might get engaged if the initiation has direct relation to his/her own or family interests

A8. Is there anything that would motivate you to engage in any of civil activities?
(those who are not aware about all initiatives)

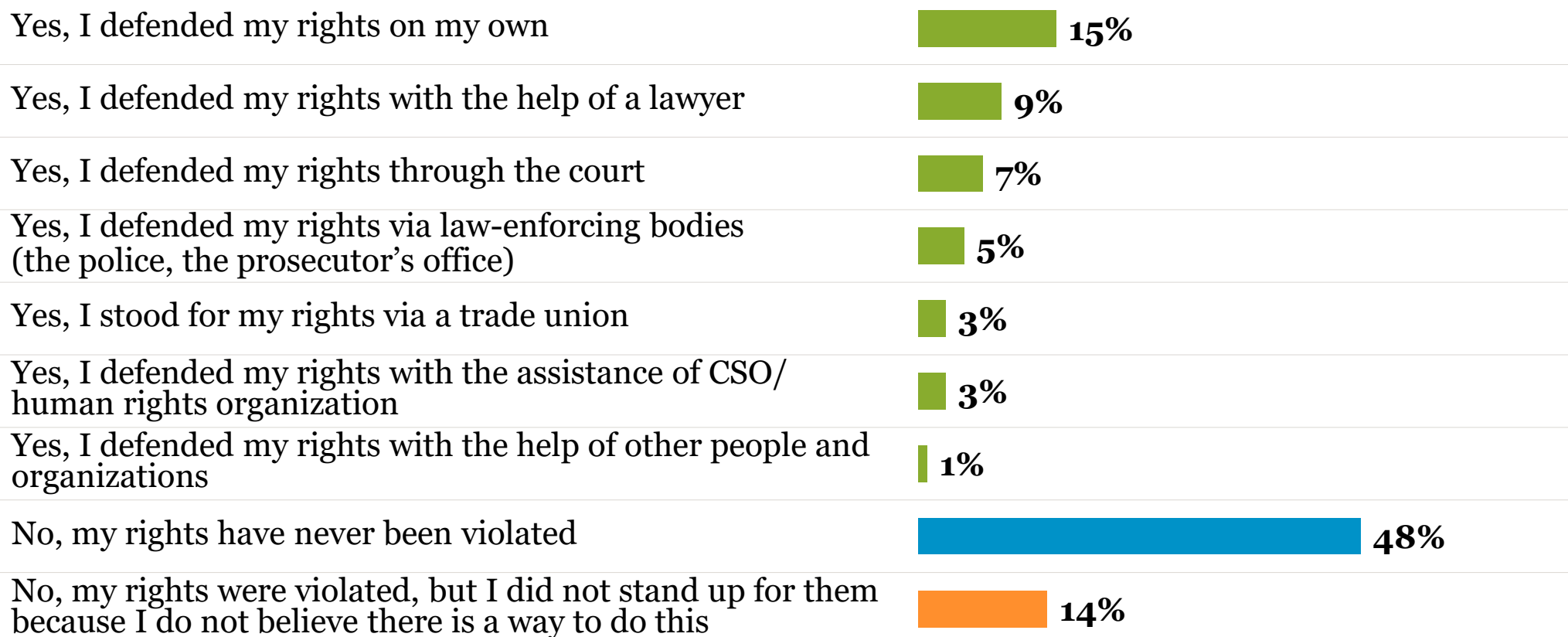
n=869



One third of respondents had to defend own rights when they have been violated (this indicator is significantly higher among current activists). A half of citizens indicate that their rights were never been violated.

A9. Have you ever had to defend your rights (in the police, the prosecutor's office, the court etc.) when they have been violated?

Total, n=2134



Every seventeenth of citizens received charity assistance within the last year. The share of those who made donations declined from one third in 2016 to below a quarter in 2017. The majority of those who made donations are not aware of their right for tax discount due to donations.

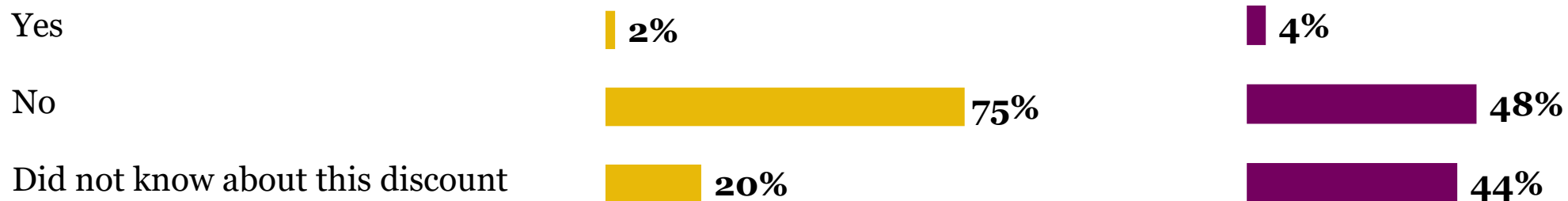
A10. Have you received charity assistance during the past 12 months?



A11. Have you made any donations to charitable or civil society organizations during the past 12 months?



A12. If so, have you used the right for tax discount for donations you made during the past 12 months? (among those who made donations)



November 2015,
n=2139

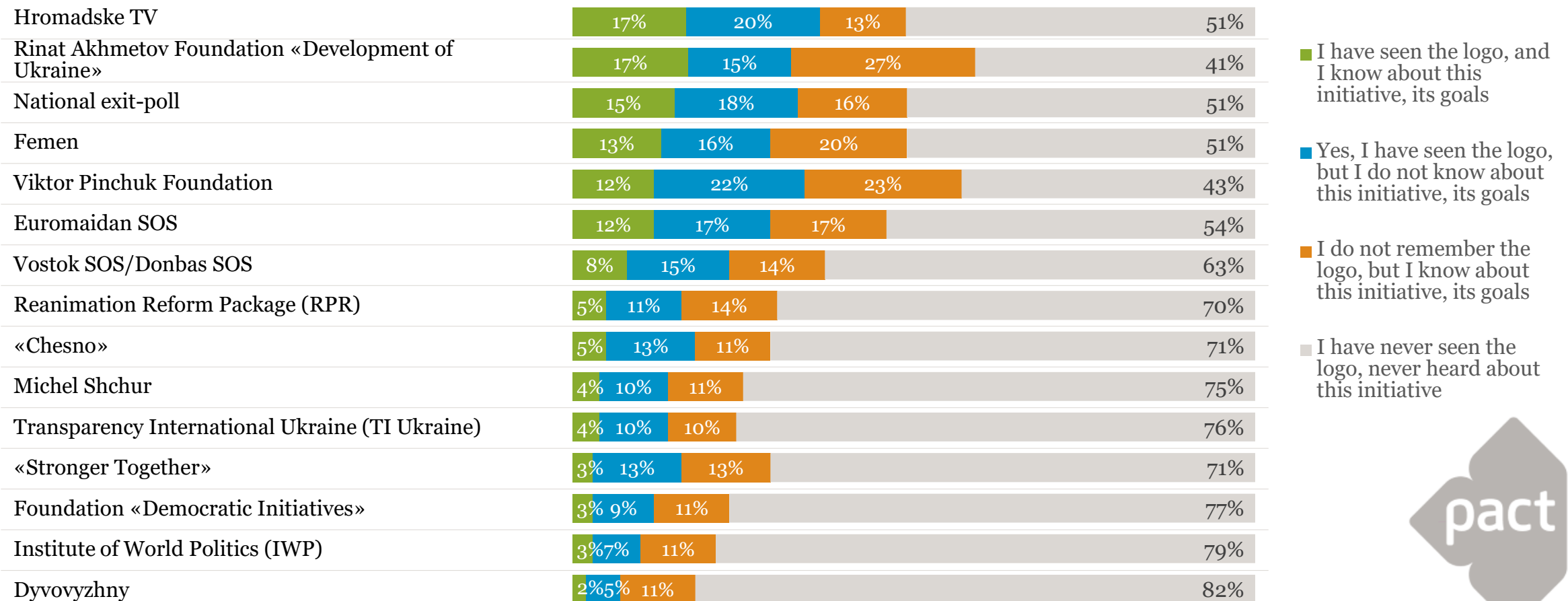
September 2017,
n=2134



The organizations whose logo is recognized the best and whose goals are known are Hromadske TV and Rinat Akhmetov Foundation (each got 17%), both kept a stable rate of awareness among the total population since 2016. Femen and Viktor Pinchuk Foundation increased awareness of logo and goals (10% to 13%, and 8% to 12%, respectively)

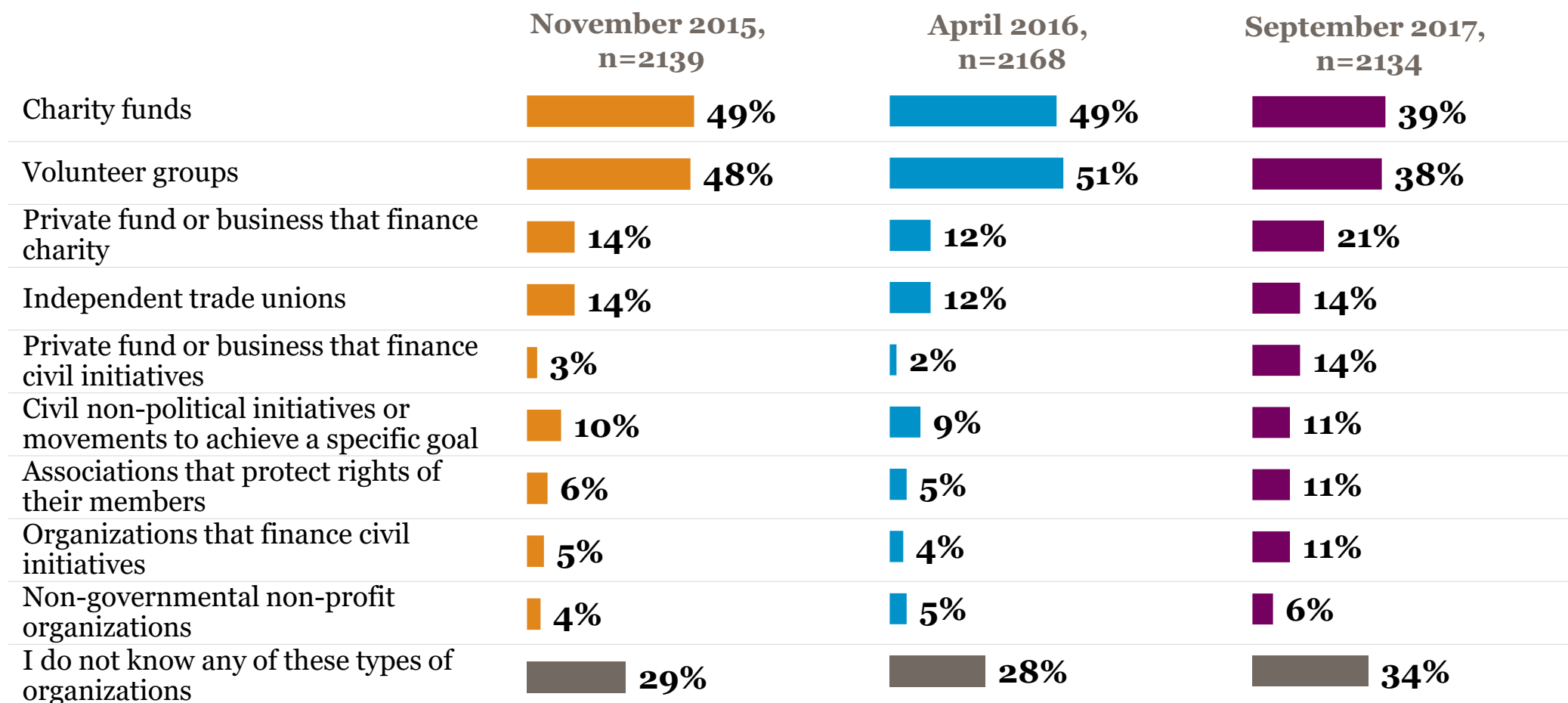
A14. Have you ever seen any of these logos? If yes, do you know what this logo means? What does this movement do, what are its goals?

Total, n=2134



Awareness in private funds or businesses that finance charity or civil initiatives raised comparing to 2016. However, charity funds and volunteer groups are still most known (more than one in three citizens know organization of such type).

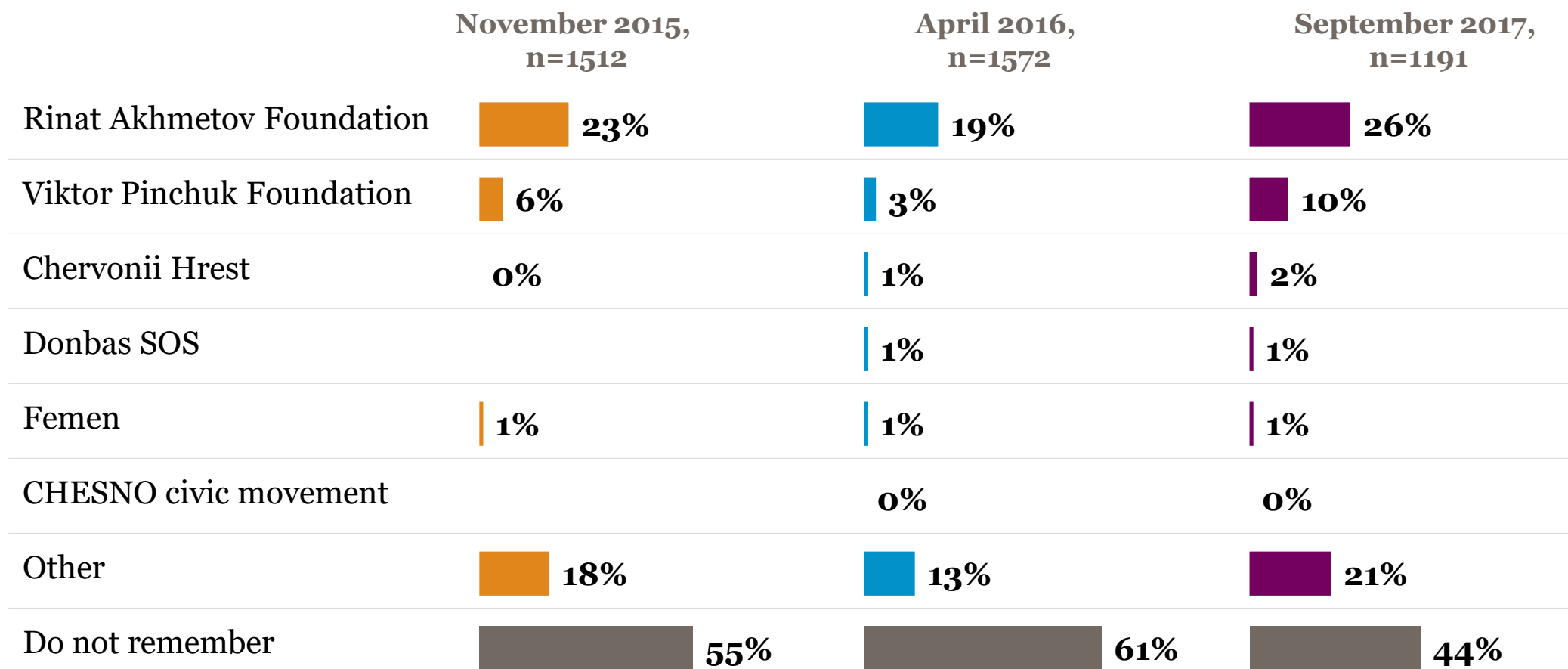
A15. Do you know any of the following types of organizations/initiatives that are active in Ukraine?



Most citizens who indicated their awareness of any private charity organization or fund, indicate Rinat Akhmetov Foundation and Viktor Pinchuk Foundation when asked to give the name of such organization.

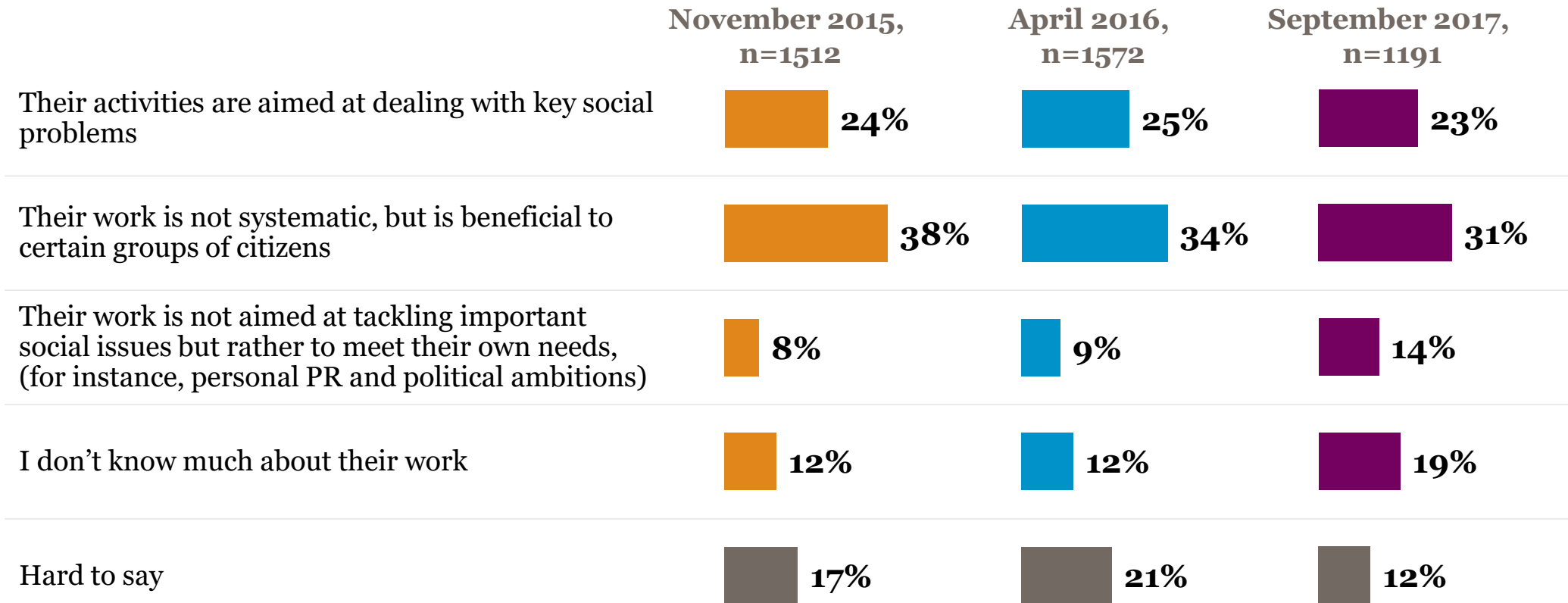
A16. Can you provide one name of these organizations/movements?

(among those who know respective type of organizations/initiatives, response without prompt)



One in three citizens among those who know charity or voluntary organizations suppose that despite non-systematic work of such organizations it is beneficial to particular groups or citizens, and almost a quarter believe that these organizations deal with key social problems

A17. How would you assess the work of this organization/initiative? (among those who know respective types of organizations/initiatives)

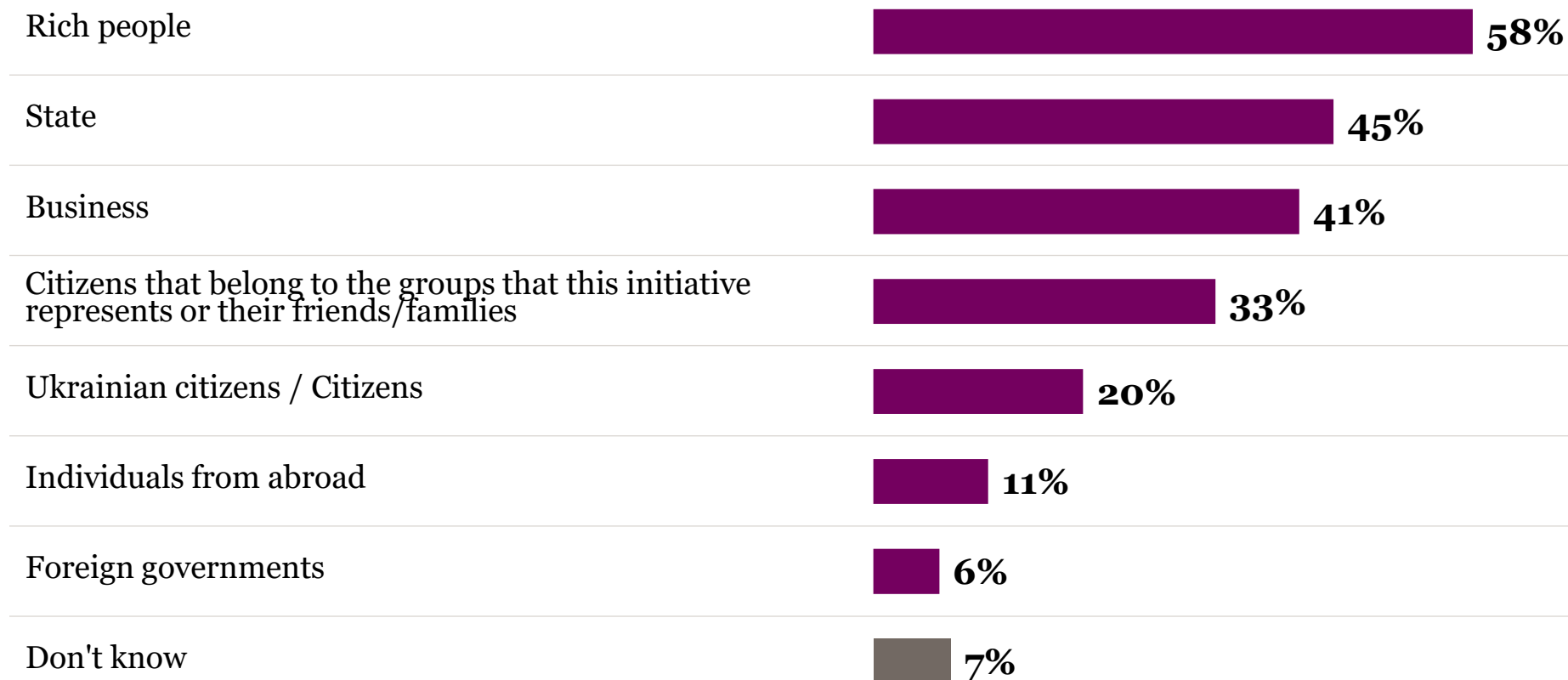


The majority of citizens suppose that rich people should finance civil initiatives/NGOs, almost a half thinks that the state and the business should also contribute into such funding. One in three believe that citizens that belong to the groups that the initiative represents or their friends/ families should finance that

A18. Who do you think should finance civil initiatives/NGOs?

Multiple response set

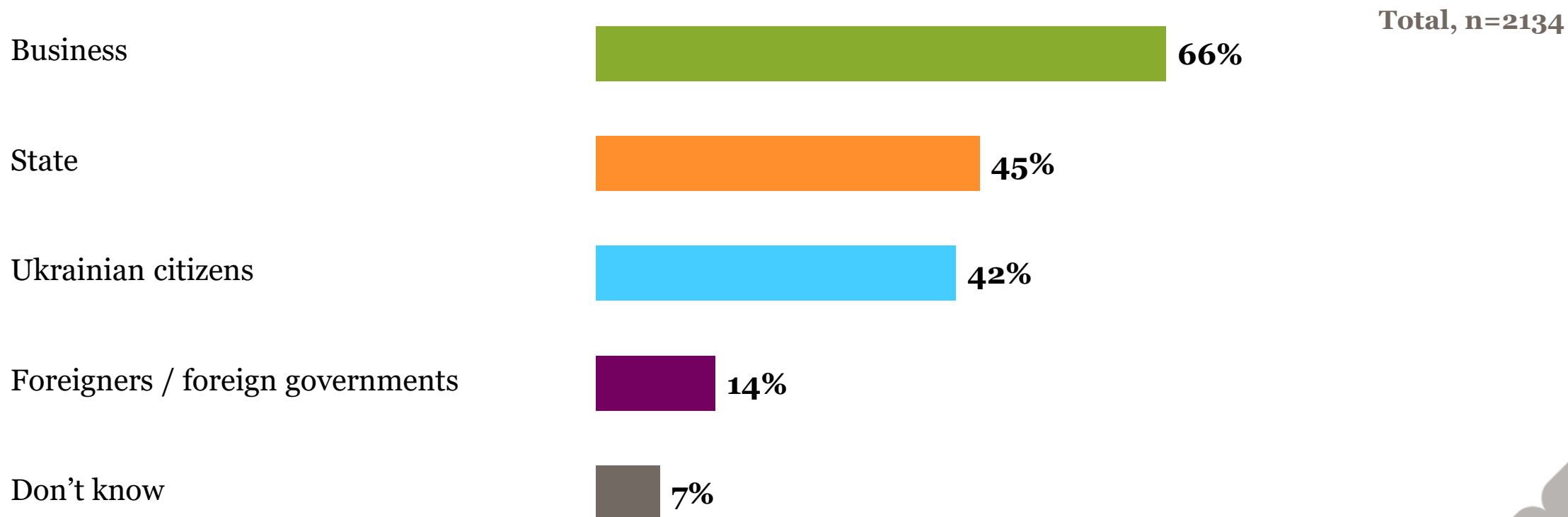
Total, n=2134



Most people suppose that business should finance civil initiatives/NGOs, almost a half thinks that the state contribute into such funding. Only 14% believe foreigners and foreign government finance that.

A18. Who do you think should finance civil initiatives/NGOs?

Multiple response set, aggregated into 4 categories*



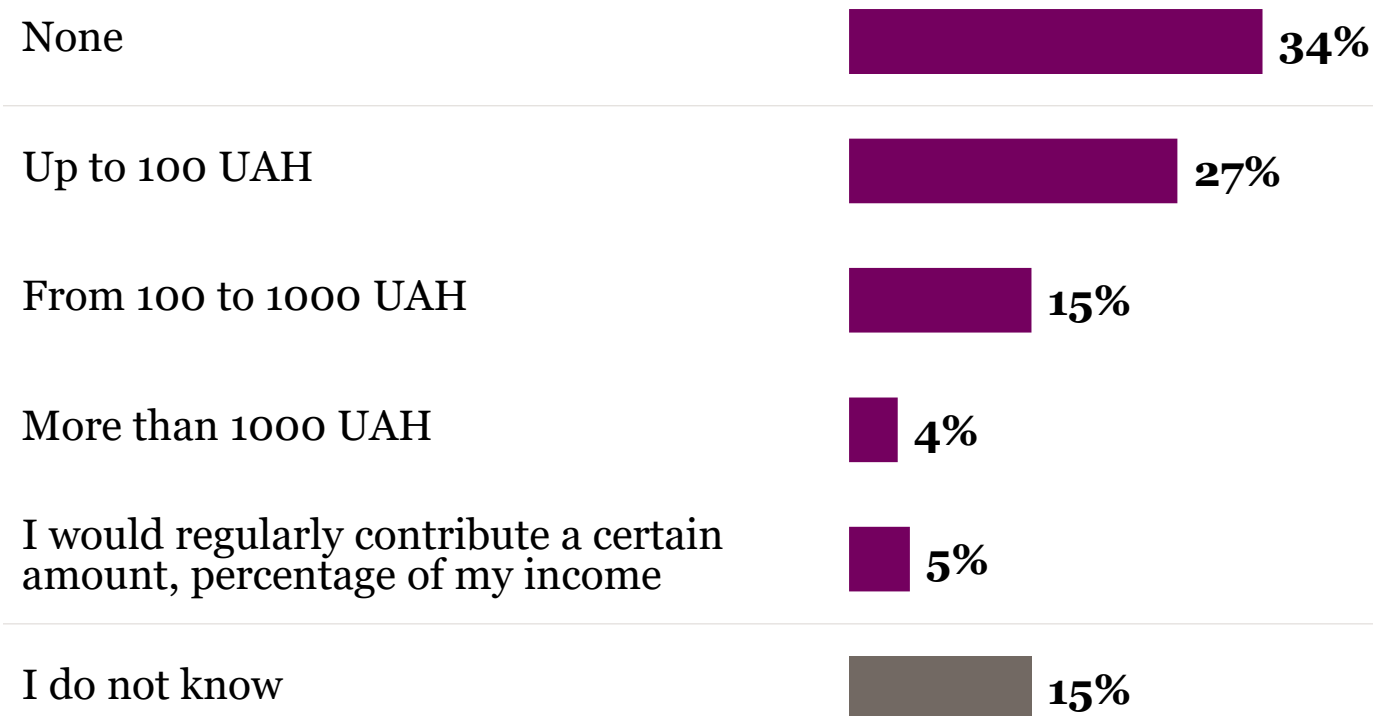
* “Rich people” and “Business” into “Business”; “Citizens that belong to the groups that this initiative represents or their friends/ families” and “Ukrainian citizens / citizens” into “Ukrainian citizens”, “Individuals from abroad” and “Foreign governments” into “Foreigners / foreign government”; “State” and “Don’t know” remains the same.



Less than a half among total population are ready to contribute with 100-1000 UAH. One in three citizens is not ready to contribute personally to a cause that they believe or organization they trust.

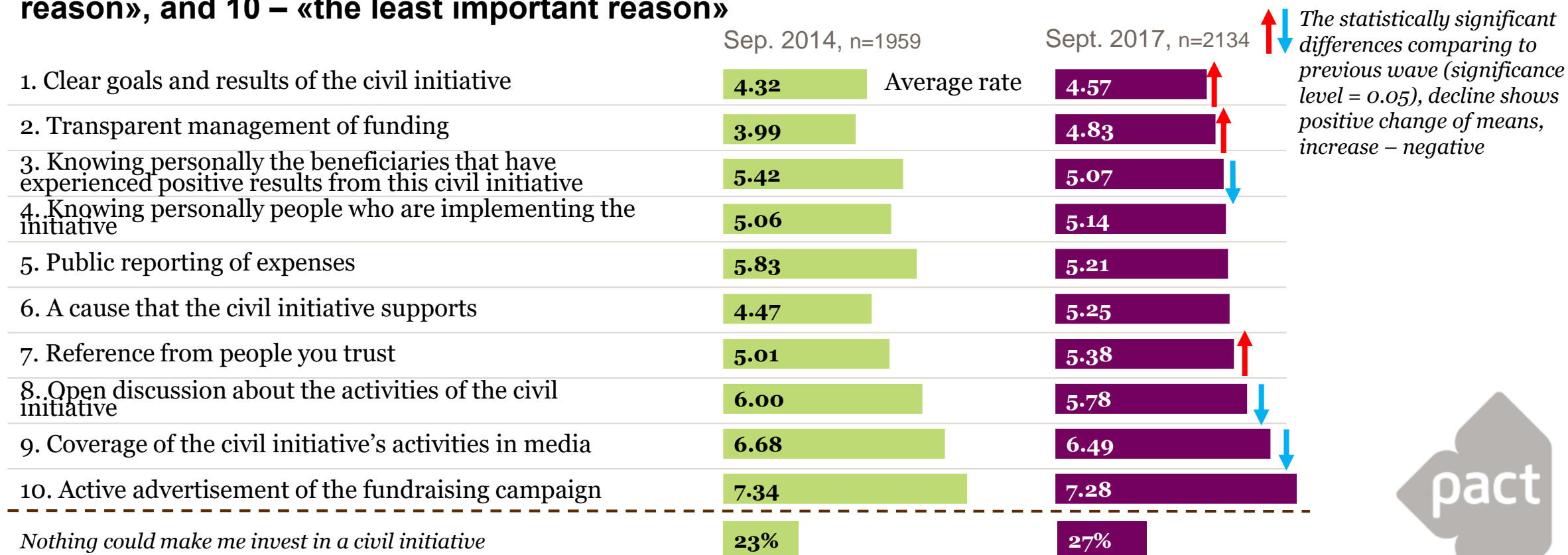
A19. What amount would you contribute personally to a cause that you believe in and to an organization or group that you trust?

Total, n=2134



The importance of clear goals and results as well as transparent management of funding remain in TOP-3 factors for supporting certain initiatives though they became less important in 2017 comparing to 2014, while knowing the beneficiaries that have experienced positive results became more important reason to support certain initiative financially

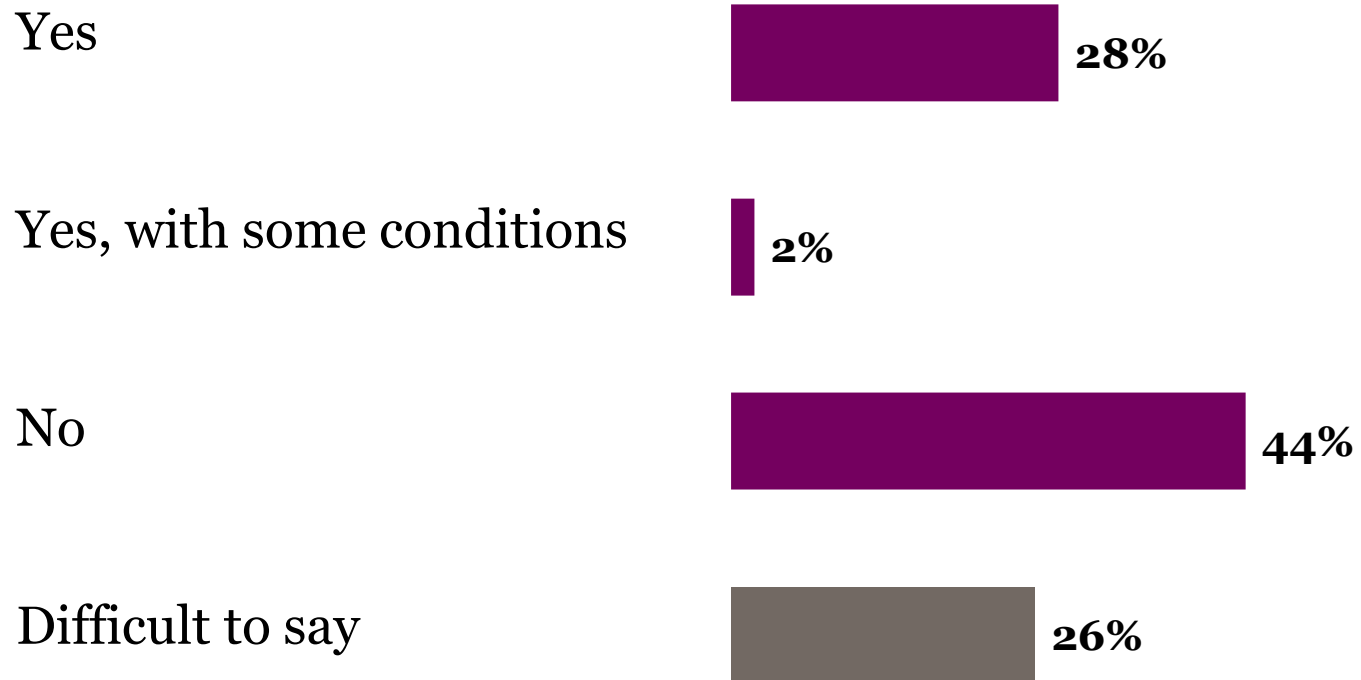
A20. If you decided to financially support a certain initiative, which factor would play the crucial role for your decision? Please rate them according to their importance/role, **where 1 means «the most important reason», and 10 – «the least important reason»**



One in four among total population would support legislative initiative which obliges the government to invest taxes paid by the population to support CSO activities. Almost a half would not support that.

A21. Would you support a legislative initiative which obliges the government to invest taxes paid by you to support CSO activities?

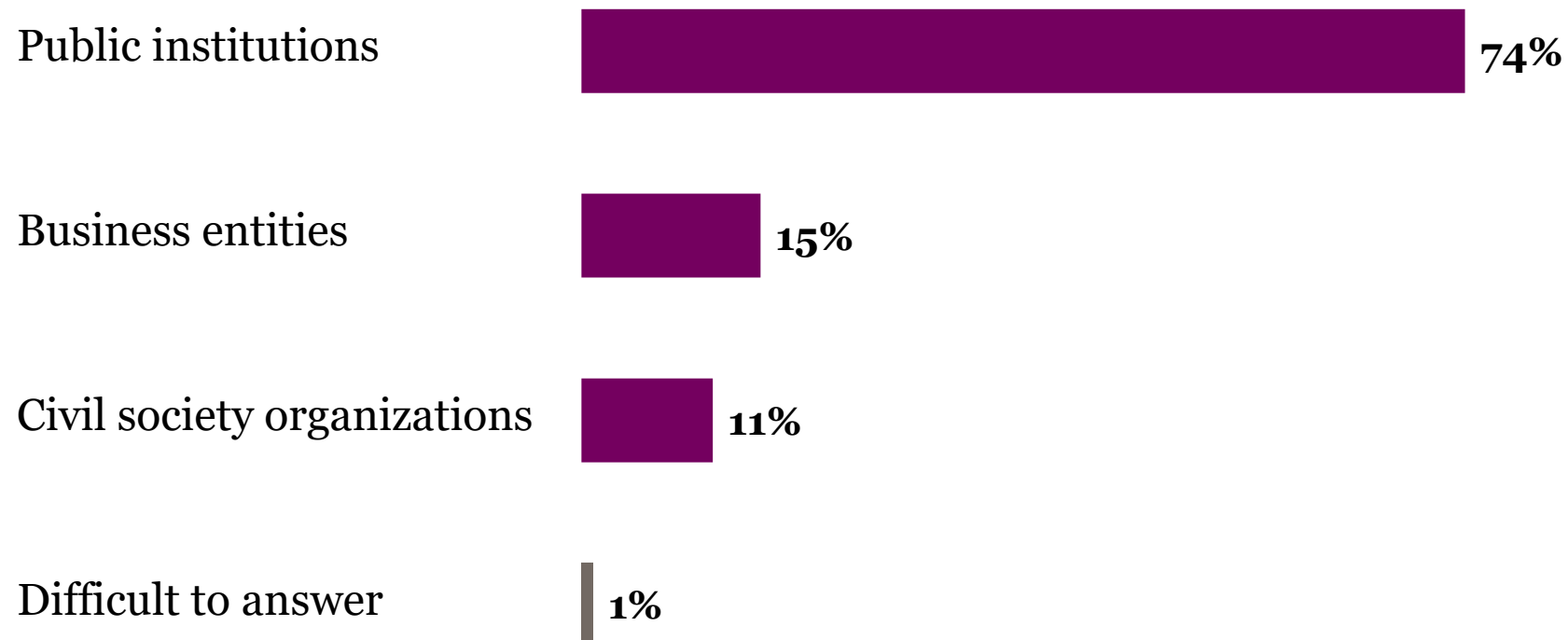
Total, n=2134



Overwhelming majority of citizens believe that state-funded social services should be provided by public institutions

A22. Who do you think should provide state-funded social services to citizens?


Total, n=2134





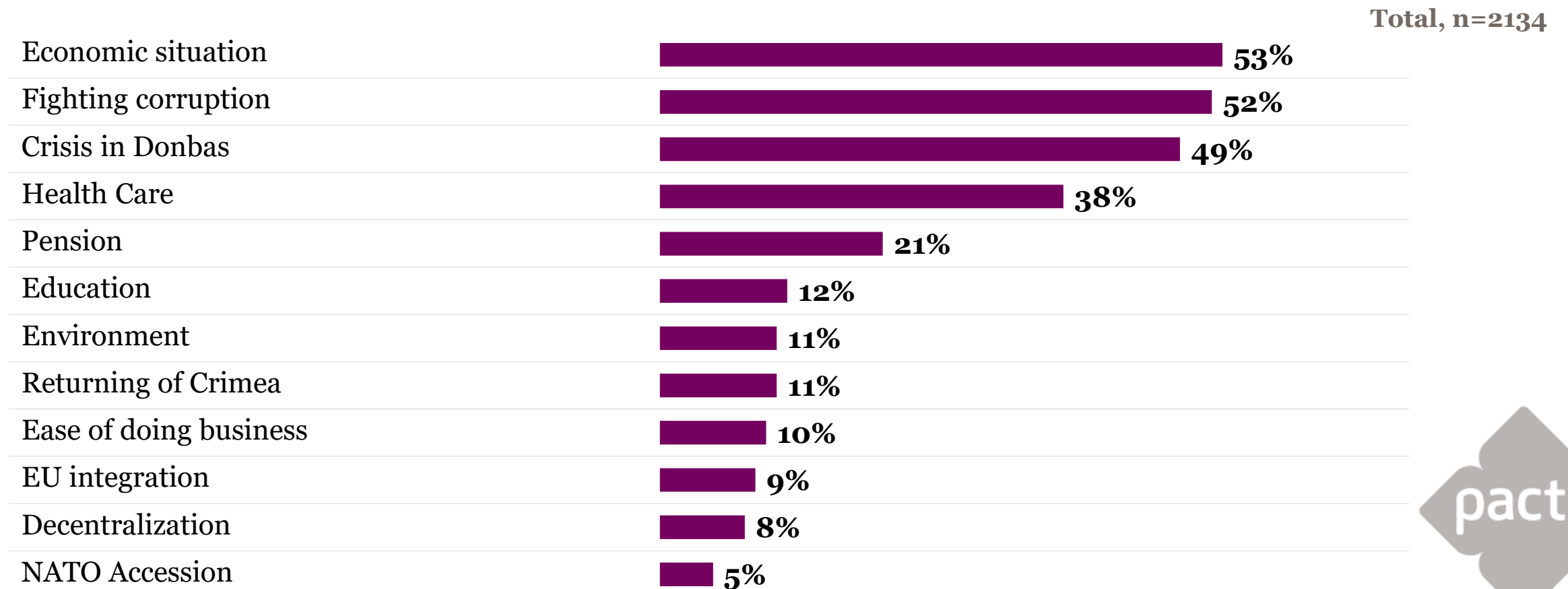
Political situation

Section B



Economic situation and fighting corruption along with the crisis in Donbas are three most important issues for Ukraine today.

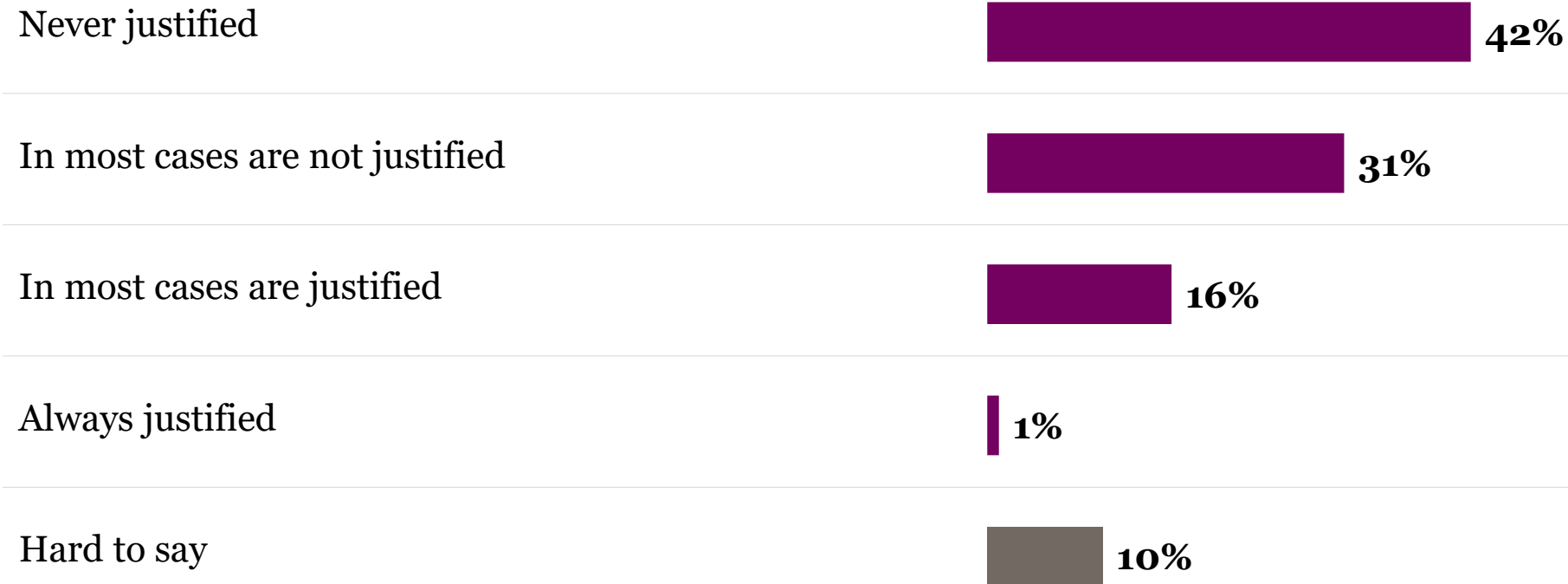
B1. Choose the three most important issues for Ukraine today



Majority of citizens believe that giving bribes, unofficial services, or gifts for solving a problem cannot be justified anytime or in most cases

B2. Do you believe that giving bribes, unofficial services, or gifts can be justified if it is necessary for solving a problem which is important for you?

Total, n=2134

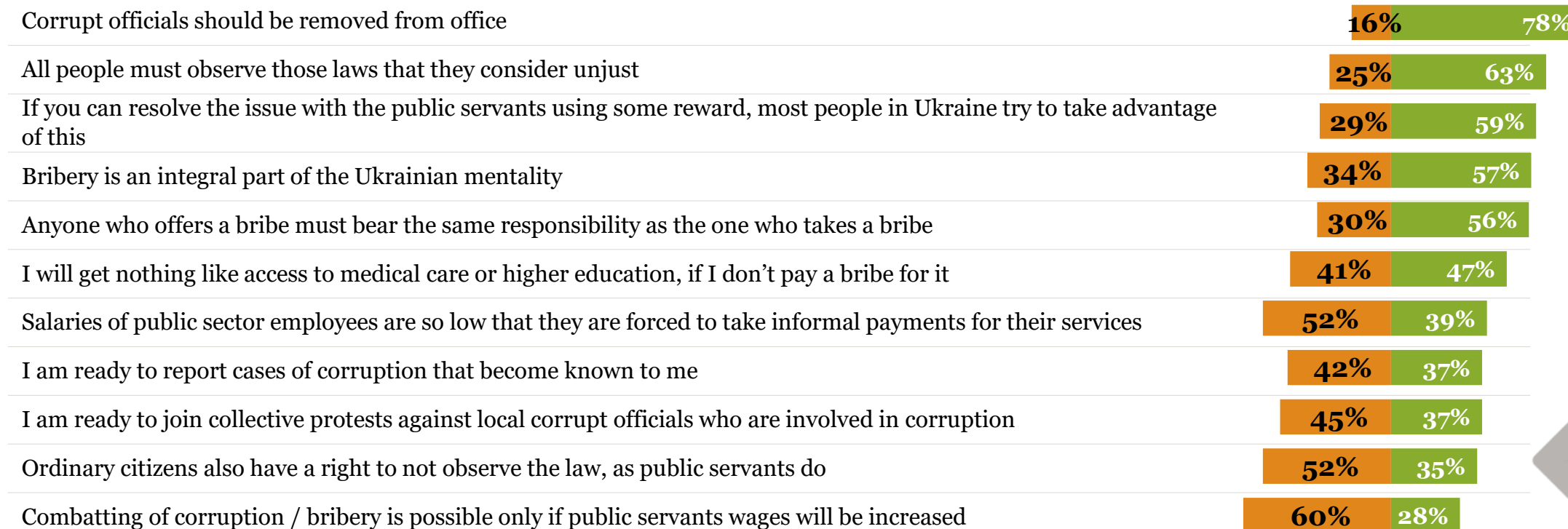


Majority of the population agrees that the corrupt officials should be removed from the office and that all people must observe those laws they consider unjust. However, more than half believe that if a person can resolve the issue using some reward, most people in Ukraine try to take advantage of this. 58% consider bribery to be an integral part of the Ukrainian mentality. Only one in three respondents is ready to report about cases of corruption if becoming aware of them.

B3. How much you agree or disagree with each of these statements?

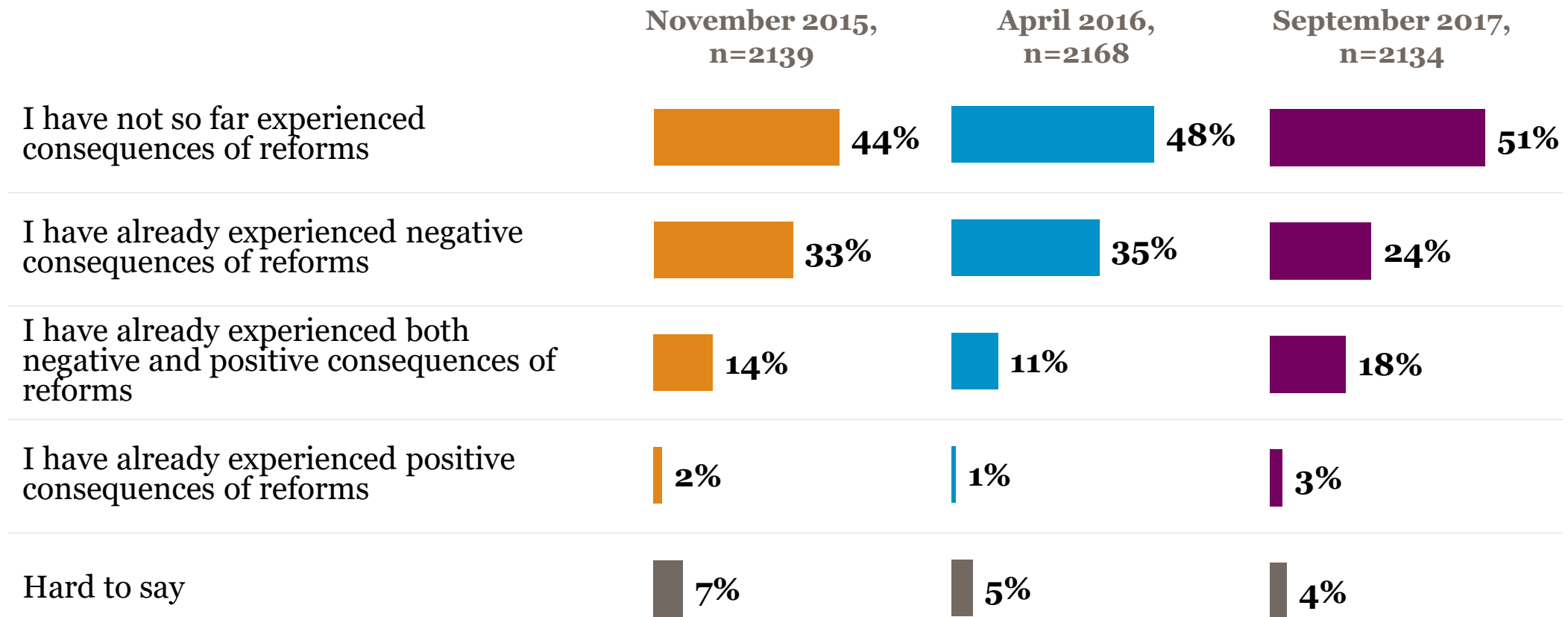
Total, n=2134

■ Totally / rather disagree ■ Totally / rather agree



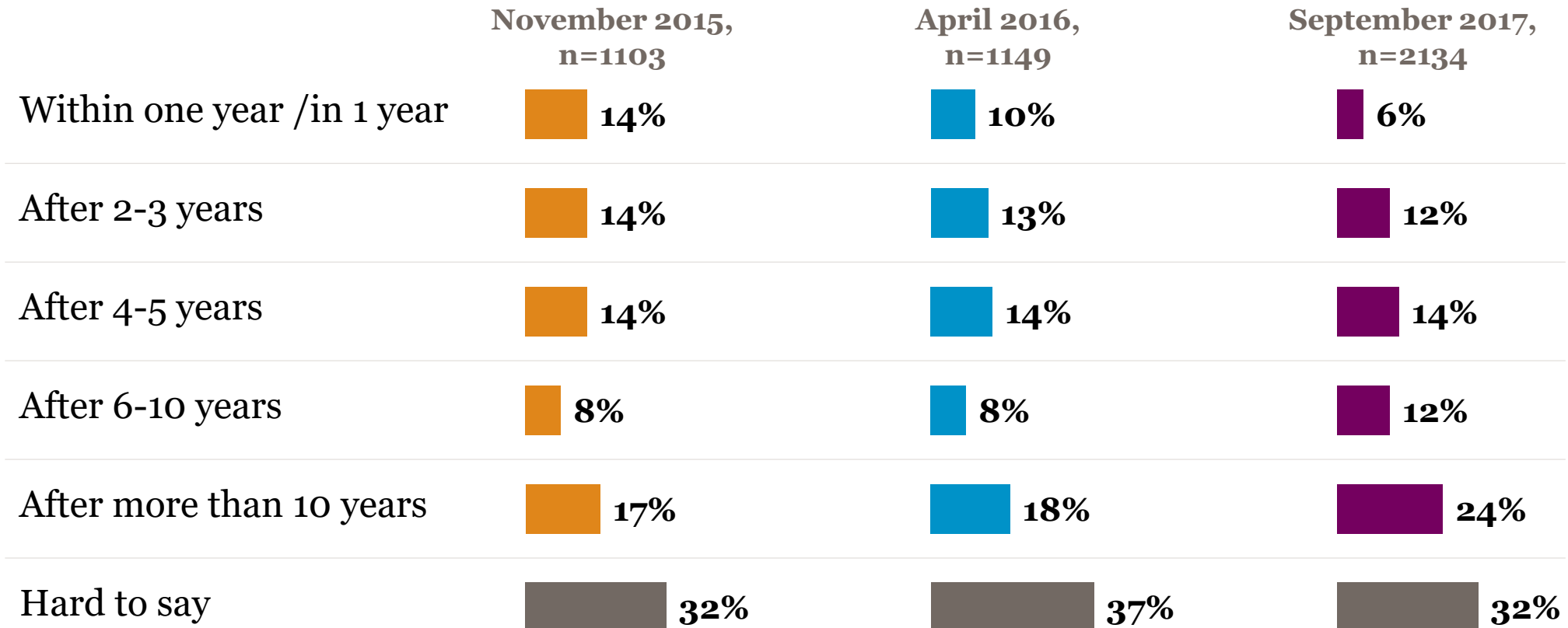
One half of respondents indicated that did not experience consequences of reforms so far, while one in four experienced negative consequences.

B4. Have you already felt any particular consequences of reform?



One in four would expect the consequences of reforms within the next 3 years, while one in three would expect that in 6 years and later

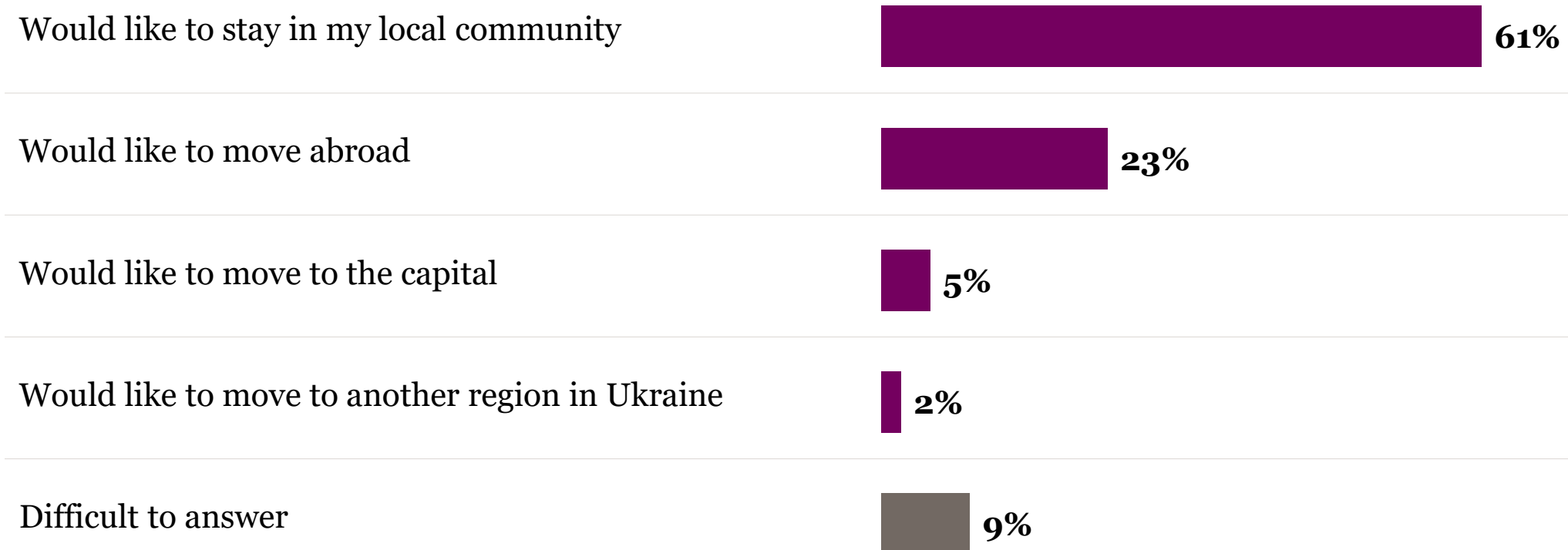
B5. When can consequences of reforms be expected?



Only one in four respondents would like to move abroad, while the majority would like to stay in their local community

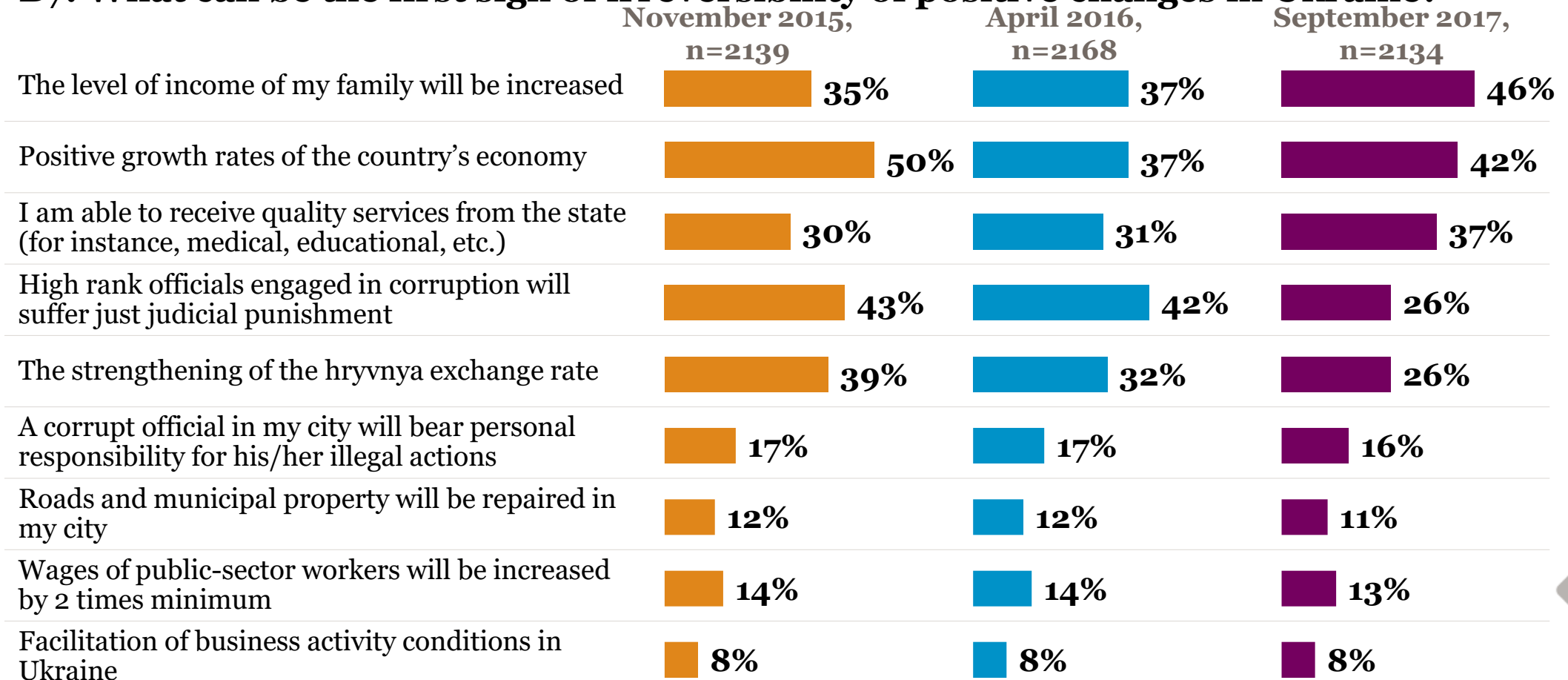
B6. Would you like to move from your city/region in the near future?

Total, n=2134



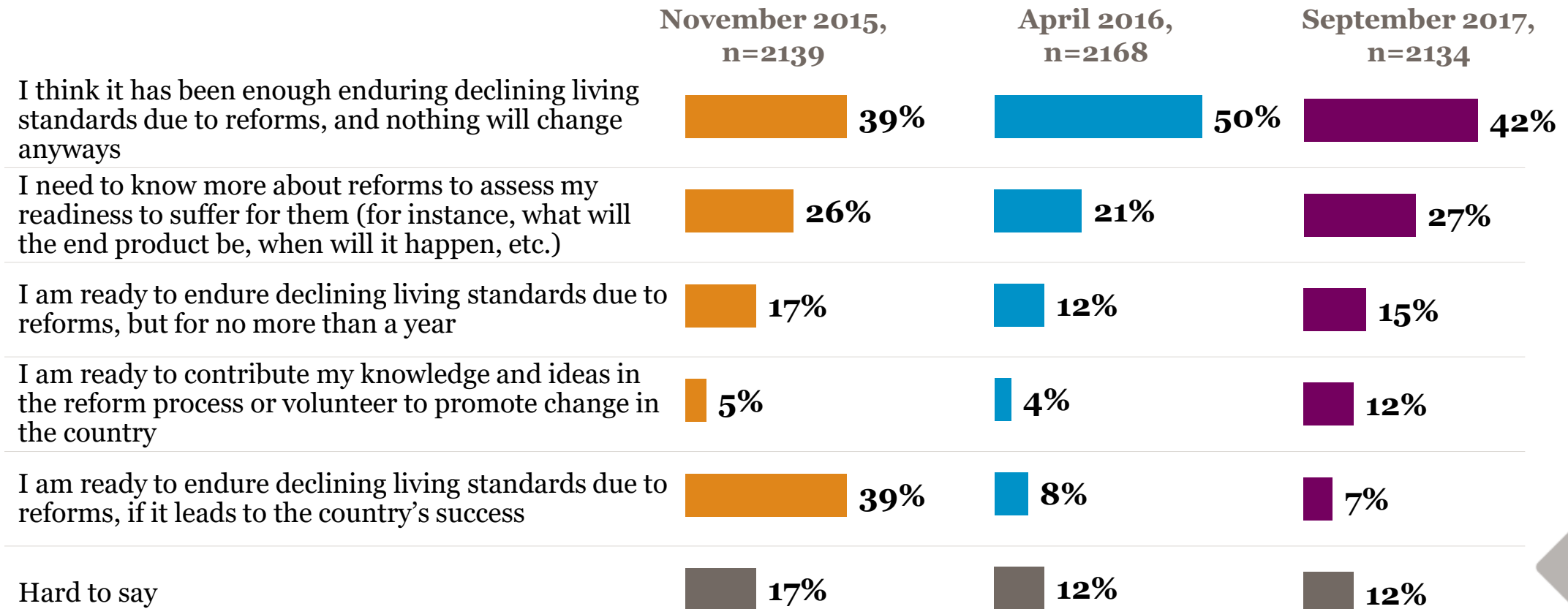
The relative majority of respondents indicate the increase of family income, positive growth rates of the country's economy and ability to receive high quality services from the state as the signs of irreversibility of positive changes in Ukraine. For one in four citizens the situation when corrupt official bears personal responsibility for illegal actions would be a sign of irreversibility of positive changes in Ukraine

B7. What can be the first sign of irreversibility of positive changes in Ukraine?



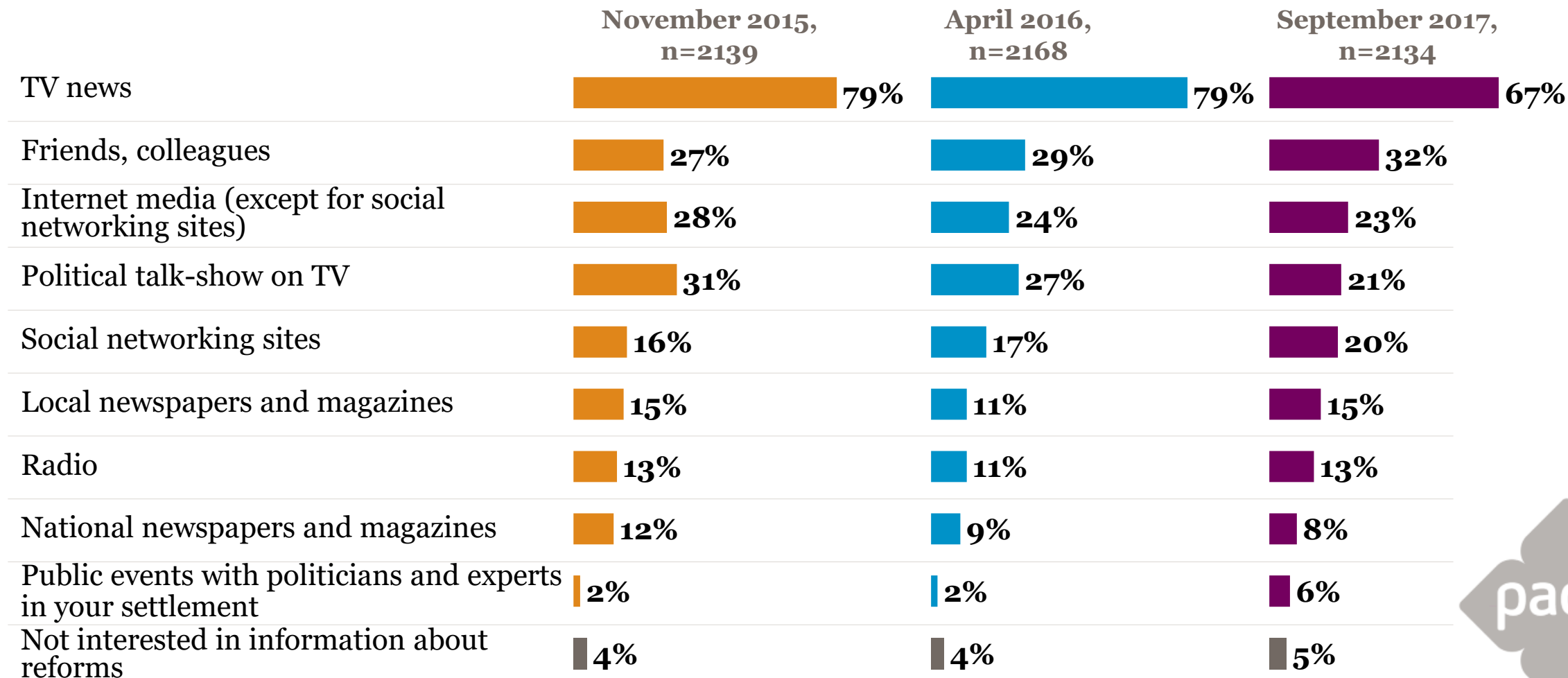
One in three is ready to endure declining living standards due to reforms, under some conditions if it leads to the country's success. One in five is ready to contribute to reforms. However, 42% are disappointed and tend to think that it has been enough enduring declining living standards due to reforms, and nothing will change anyways.

B8. With which of the following statements do you tend to agree more?



2/3 of the population receive information about reforms in the country from TV news, one in three citizens – from friends and colleagues. One-third gets such information from Internet media or social networking sites.

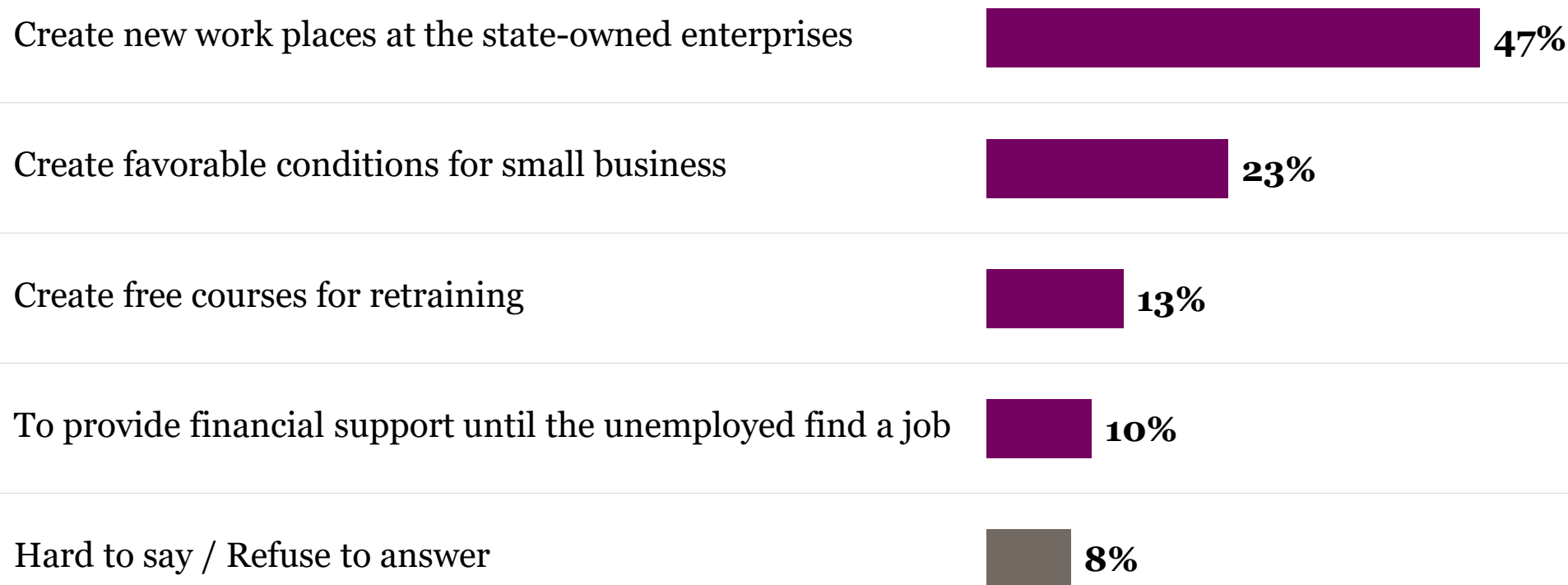
B9. Which source do you use to receive information about reforms in the country?



Almost a half of respondents believe that the problem with unemployment can be solved through creating of new work places at the state-owned enterprises, while one in four sees the solution in more favorable conditions for small business

B10. To solve the problem with unemployment, it is necessary, first of all, to do the following:


Total, n=2134



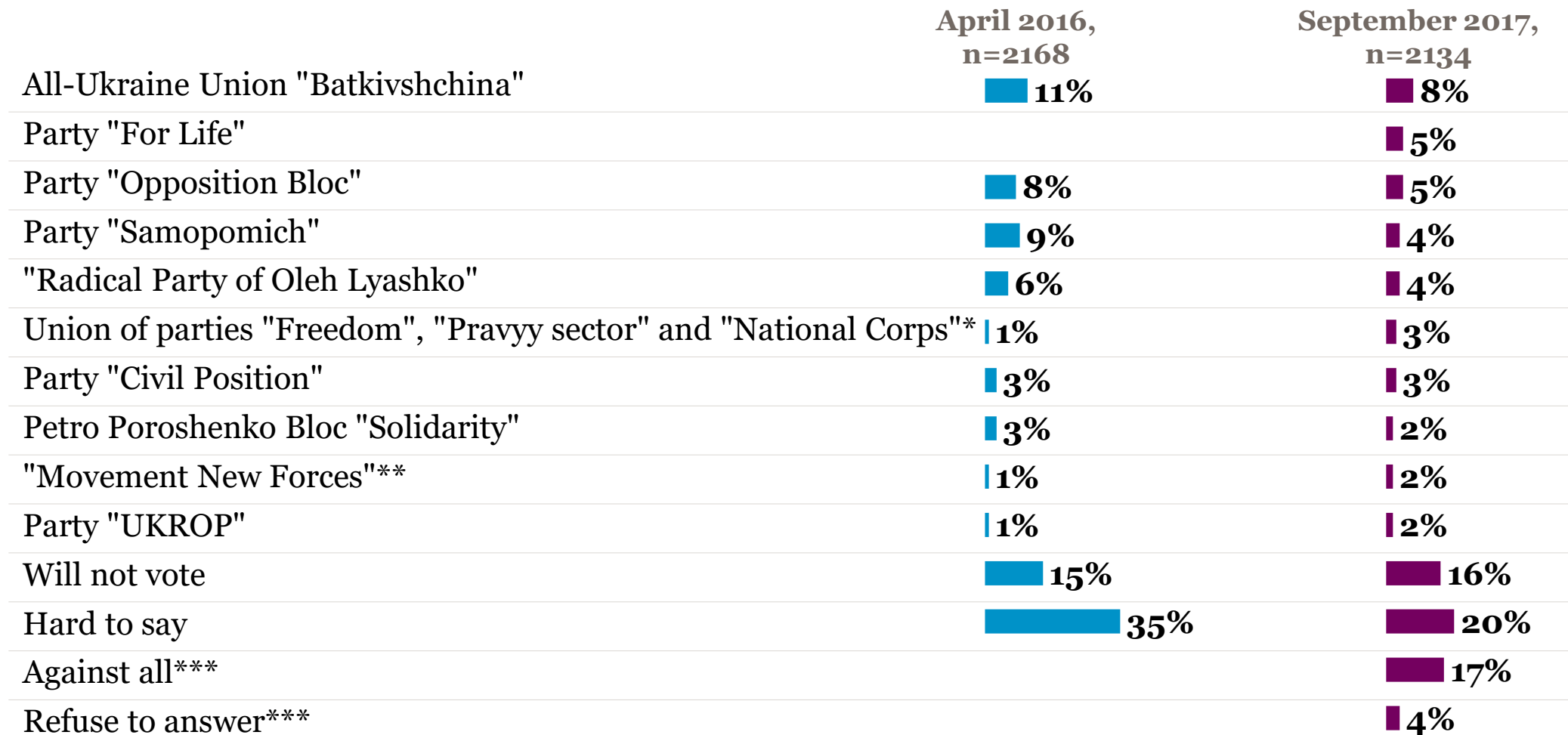
For one-third of respondents affordable housing loans would be the solution for housing problem, for another one third – distribution of social housing

B11. In order to solve the housing problem, it is necessary, first of all, to:

Total, n=2134



B12. If parliamentary elections were held next Sunday and the following political parties participated in the elections, for which political party would you vote? (for parties that got more than 2%)



*in 2016: Party 'Pravyi sector'

**in 2016: Party of Mikhael Saakashvili

*** Options "Against all" and "Refuse to answer" were not given in 2016



One in three citizens understands public health as “society in a high-income-level country, free of military conflict, corruption and criminal violations”, and only one in five – as “science and practice of disease prevention, increasing life expectancy and improving health through joint public efforts”

B13. How do you understand the term “public health”?

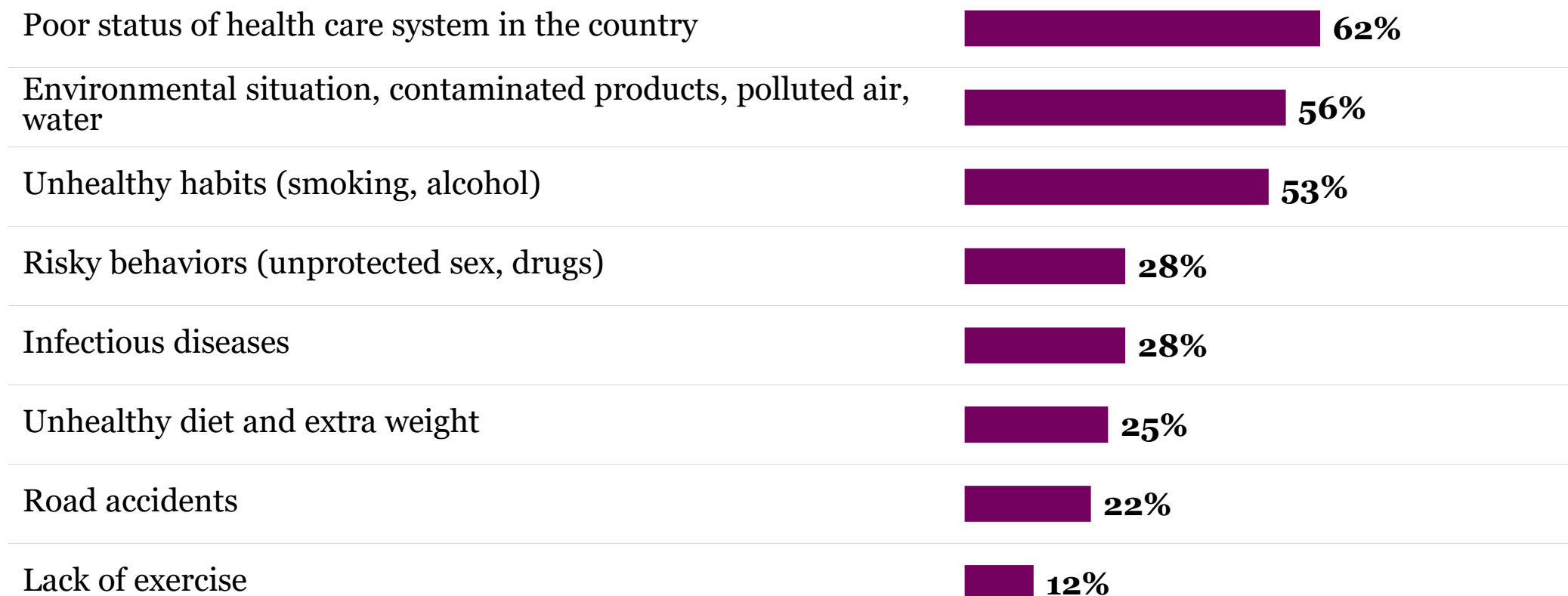
Total, n=2134



The majority of the population considers poor status of health care system to be the main reason for early mortality and morbidity in Ukraine over a half of all citizens emphasize the importance of environmental situation and unhealthy habits

B14. What are the key reasons for early mortality and morbidity in Ukraine, in your opinion?

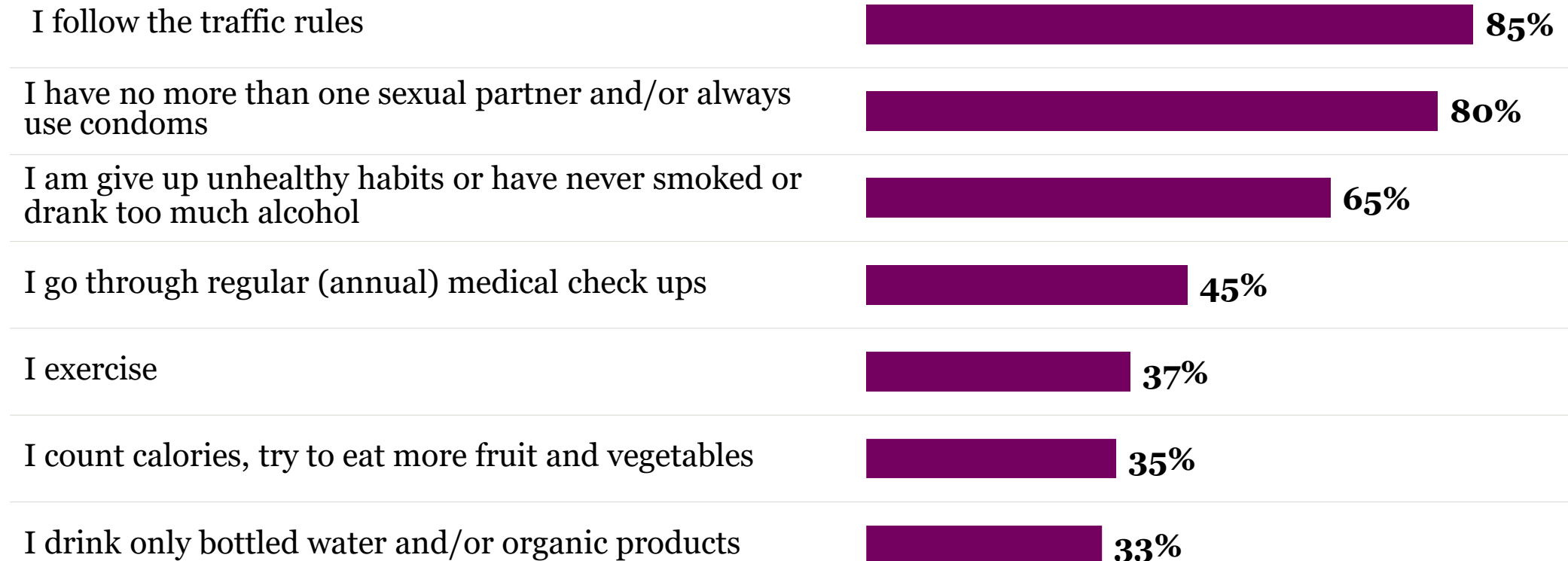
Total, n=2134



The majority of the population reports about following traffic rules as a preventive measure. 80% indicate that have no more than one sexual partner, and 2/3 of the population report about giving up unhealthy habits. Although about a half goes through regular medical check ups

B15. What preventative measures do you take? (Answers “Yes”)

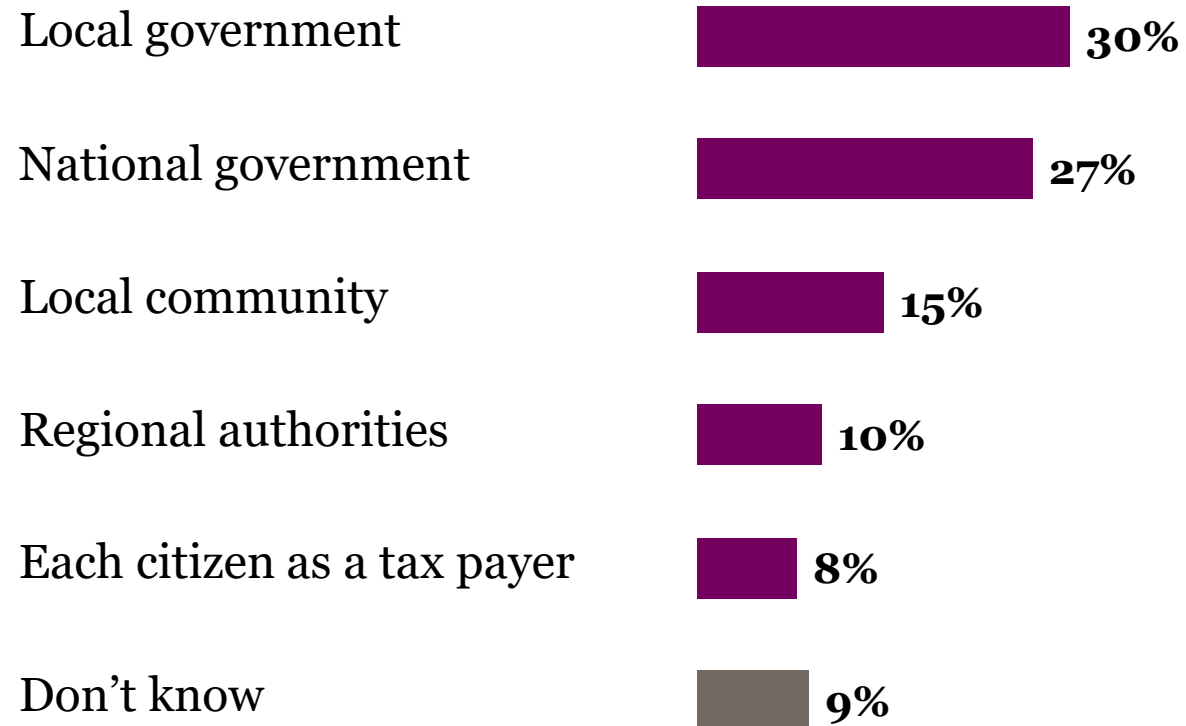
Total, n=2134



Almost a third of the population believes that local government is responsible for health service delivery in the settlement, one in four considers national government to be responsible for that

B16. Who in your opinion is responsible for health service delivery in your settlement?

Total, n=2134



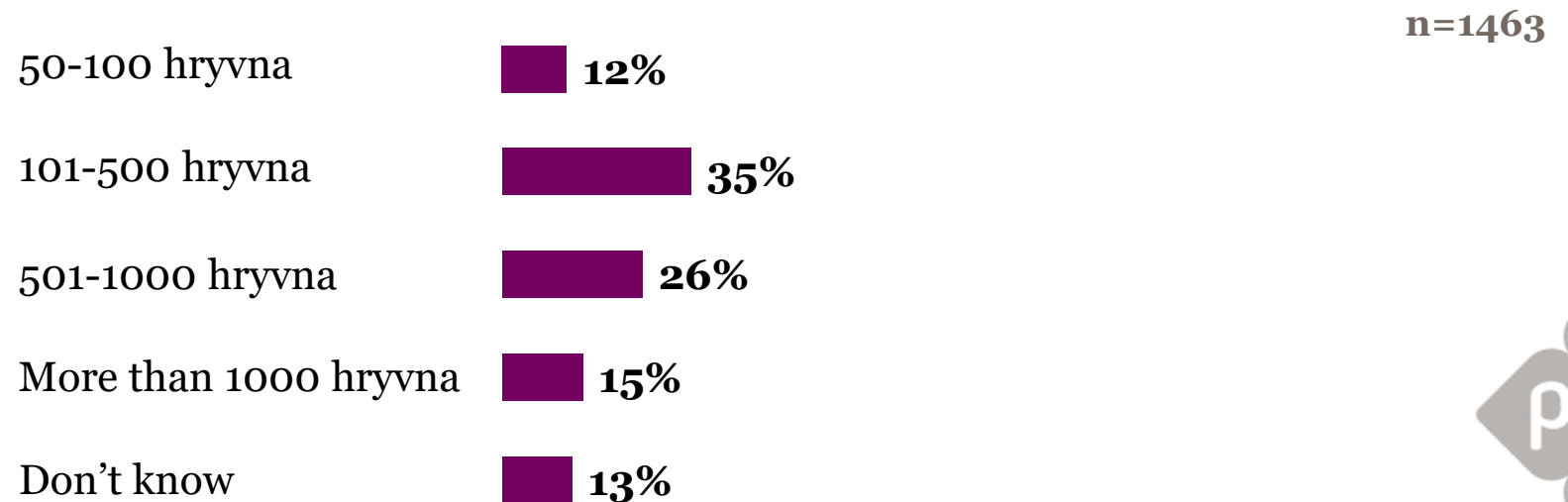
About 2/3 of the population believe that blood donation should be compensated, and among them one in three would expect 101-500 UAH for that, one in four – 501-100 UAH.

B17. Should blood donation be with compensation?



B18. How much donor should be compensated each time?

(among those who agree with the need of compensations for blood donation)



Half of the population tend to trust volunteers and volunteer organizations, almost a half– to CSOs, and one in three citizens (35%) – to individual civil activists.

B19. How much do you trust...?

Total, n=2134

■ Do not at all / rather do not trust ■ Completely / rather trust

Volunteers and volunteer organizations



Civil organizations and their members



Individual civil activists, informal communities of activists



A half of those who trust volunteers and volunteer organizations believe that they can solve current problems and help people.

**B20.1 Choose one statement that describes why you trust to...
Volunteers and volunteer organizations?**
(among those who completely/rather trust them)

Total, n=1137

I know such people / these organizations personally, so I trust them



I am aware of their activities quite well, and see the efficiency of their work



I believe that they can solve current problems and help people



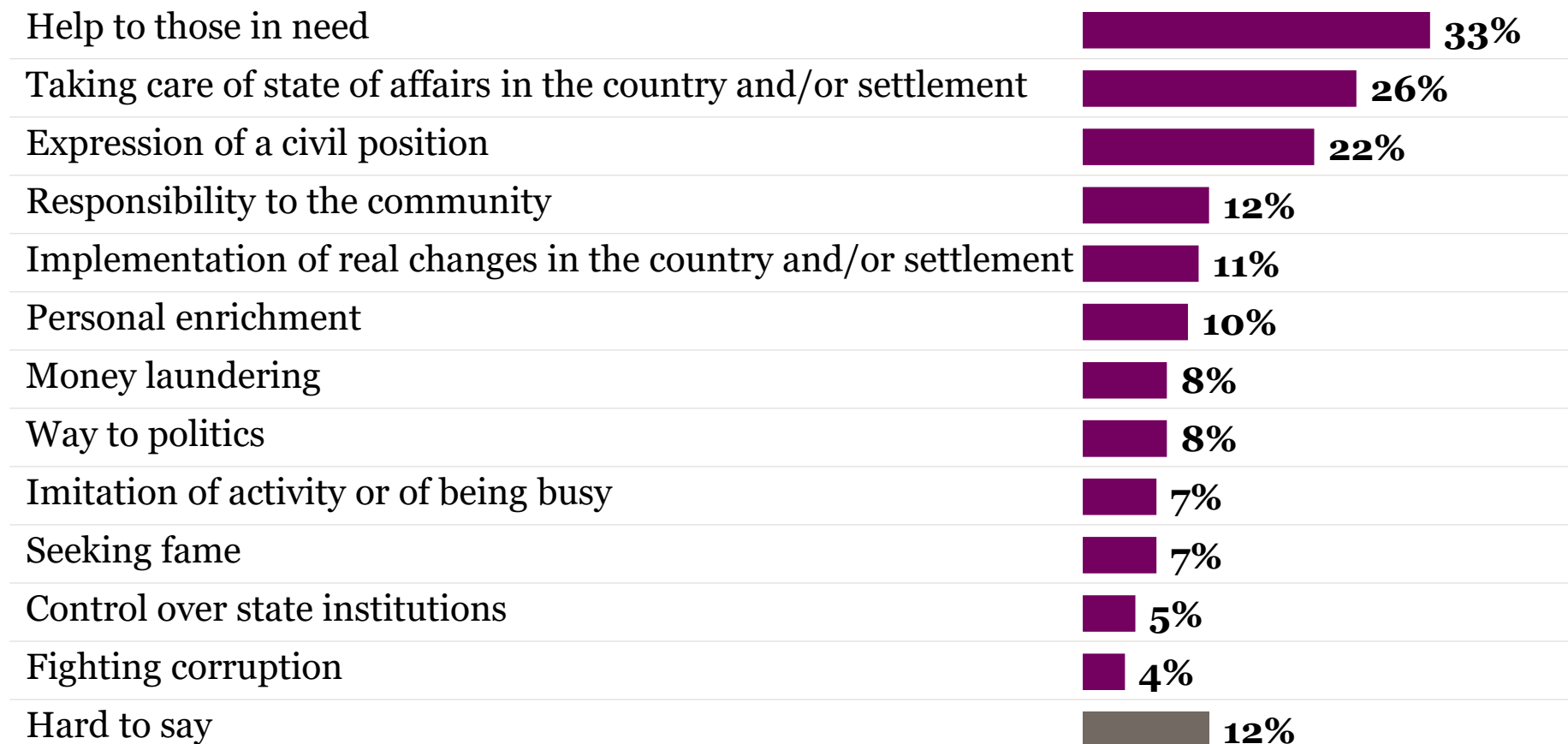
Hard to say



One in three citizens believe that volunteers and volunteer organizations help people in need

B21.1. Choose the options that are the best to describe ... Volunteers and volunteer organizations?

Total, n=2134



Over a half of those who trust CSOs believe that these organizations can solve current problems and help people

B20.2. Choose one statement that describes why you trust to...

Civil organizations and their members?

(among those who completely/rather trust them)

Total, n=915

I know such people / these organizations personally, so I trust them



I am aware of their activities quite well, and see the efficiency of their work



I believe that they can solve current problems and help people



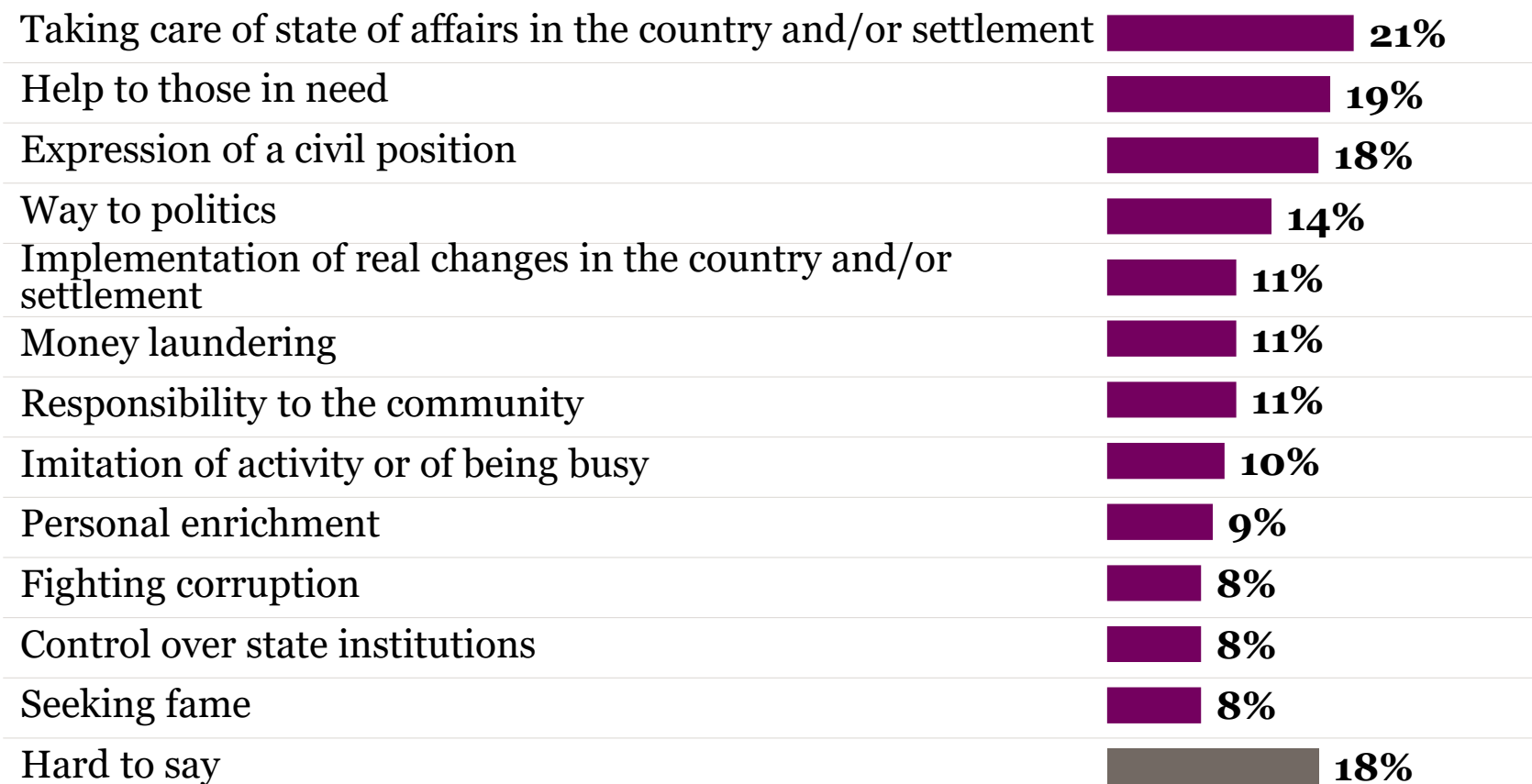
Hard to say



One in five among the population supposes that CSOs take care of state of affaires in the country or settlement, similar number - that they help people in need, and - that it is an expression of civil position. There are also less favorable evaluation of CSO's activities

B21.2. Choose the options that are the best to describe ... Civil organizations and their members?

Total, n=2134



Over a half of those who trust individual civil activists and informal communities of activists tend to believe that they can solve current problems and help people

**B20.3. Choose one statement that describes why you trust to...
Individual civil activists, informal communities of activists?**
(% of those who completely/rather trust them)

Total, n=740

I know such people / these organizations personally,
so I trust them



I am aware of their activities quite well, and see the
efficiency of their work



I believe that they can solve current problems and
help people



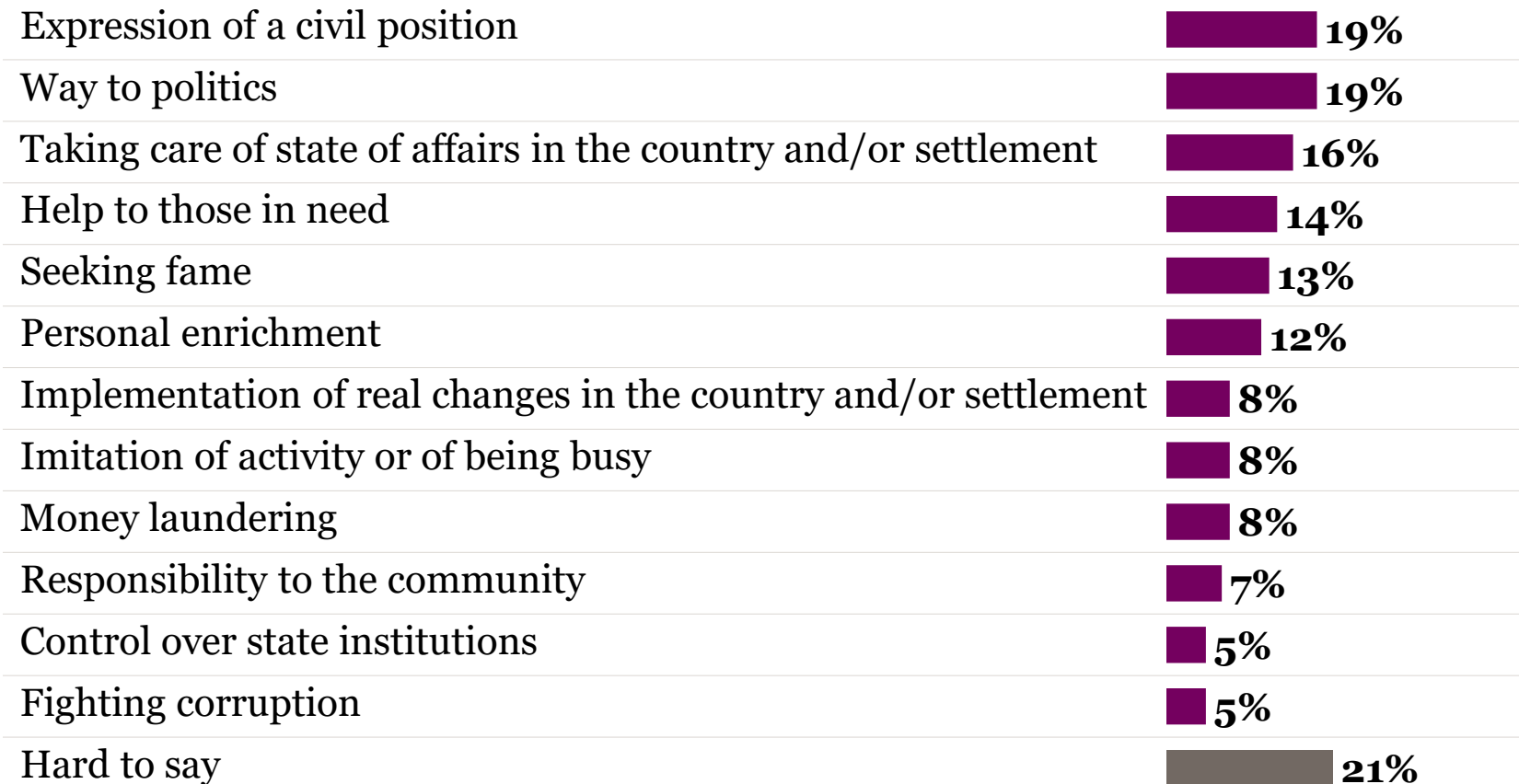
Hard to say



About one in five tend to associate individual civil activists and informal groups of activists with the expression of civil position or with the way to politics

B21.3. Choose the options that are the best to describe ... Individual civil activists, informal communities of activists?

Total, n=2134



One in five of total population reported about personally facing corruption directly within the last year. Almost the same number reported that their family members faced that

B22. Have you or your family members directly faced corruption (bribe, extortion, nepotism, etc.) during the last 12 months?

Total, n=2134

Yes, I faced it personally



Yes, my family members faced it



No, neither me nor my family members face it

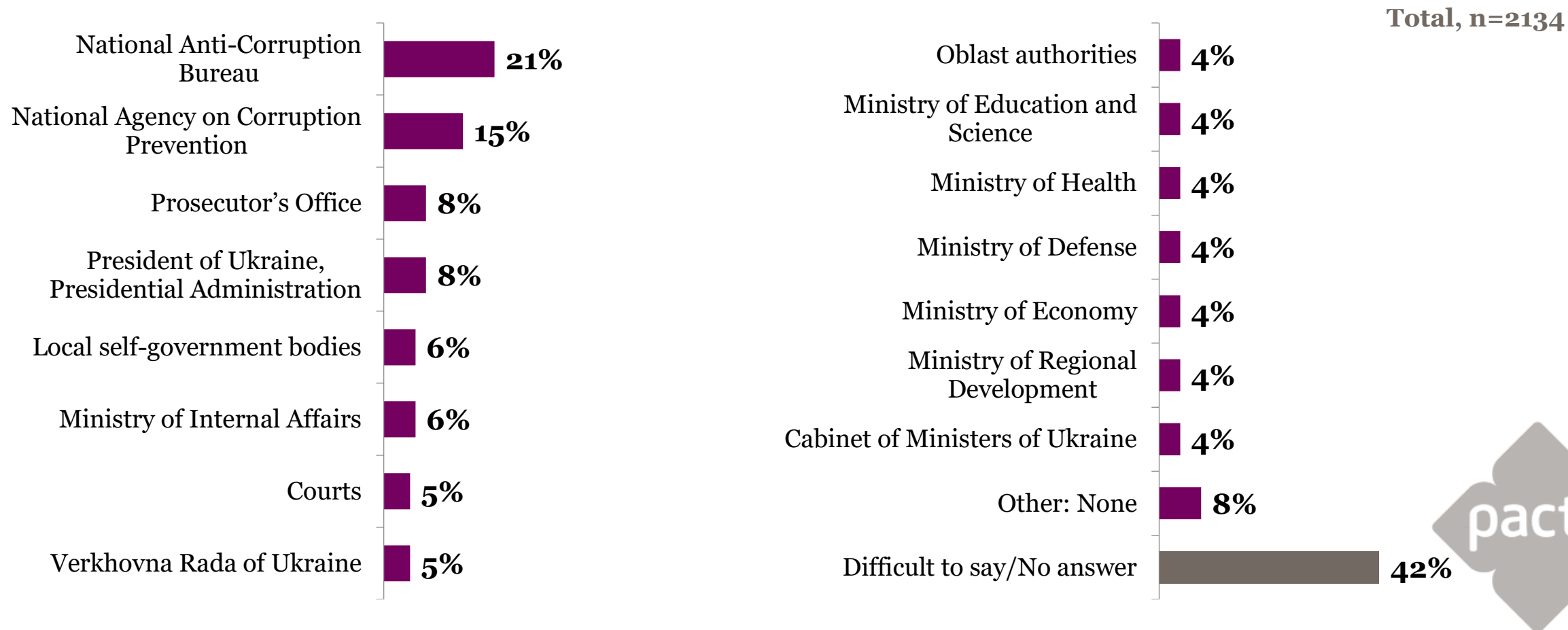


Difficult to say/refuse to answer



42% of all respondents cannot define the public authority that is really willing to counter corruption; only one in five indicate NABU and 15% - NACP

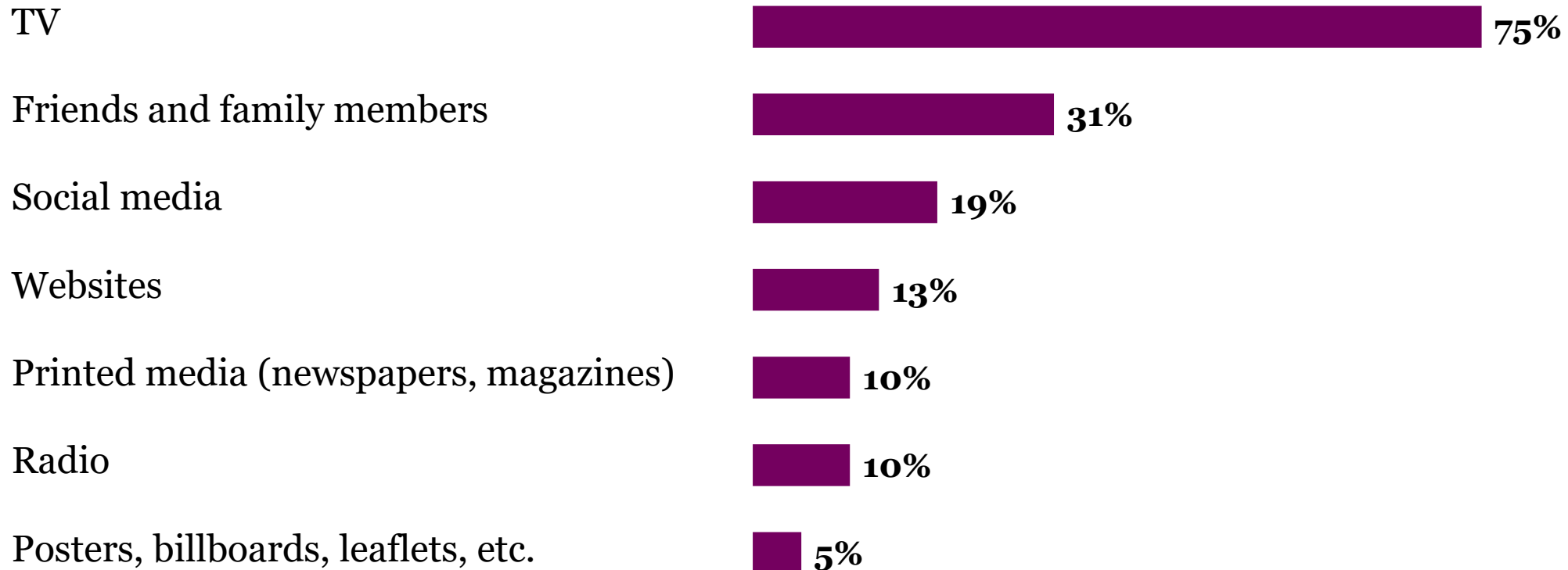
B23. In your opinion, which public authorities are really willing to counter corruption? (for public authorities that got more than 4%)



The overwhelming majority receives information about corruption and anti-corruption activities from TV, one in three respondents gets it from friends and family members

B24. What are the main sources of information about corruption and anti-corruption activities for you?

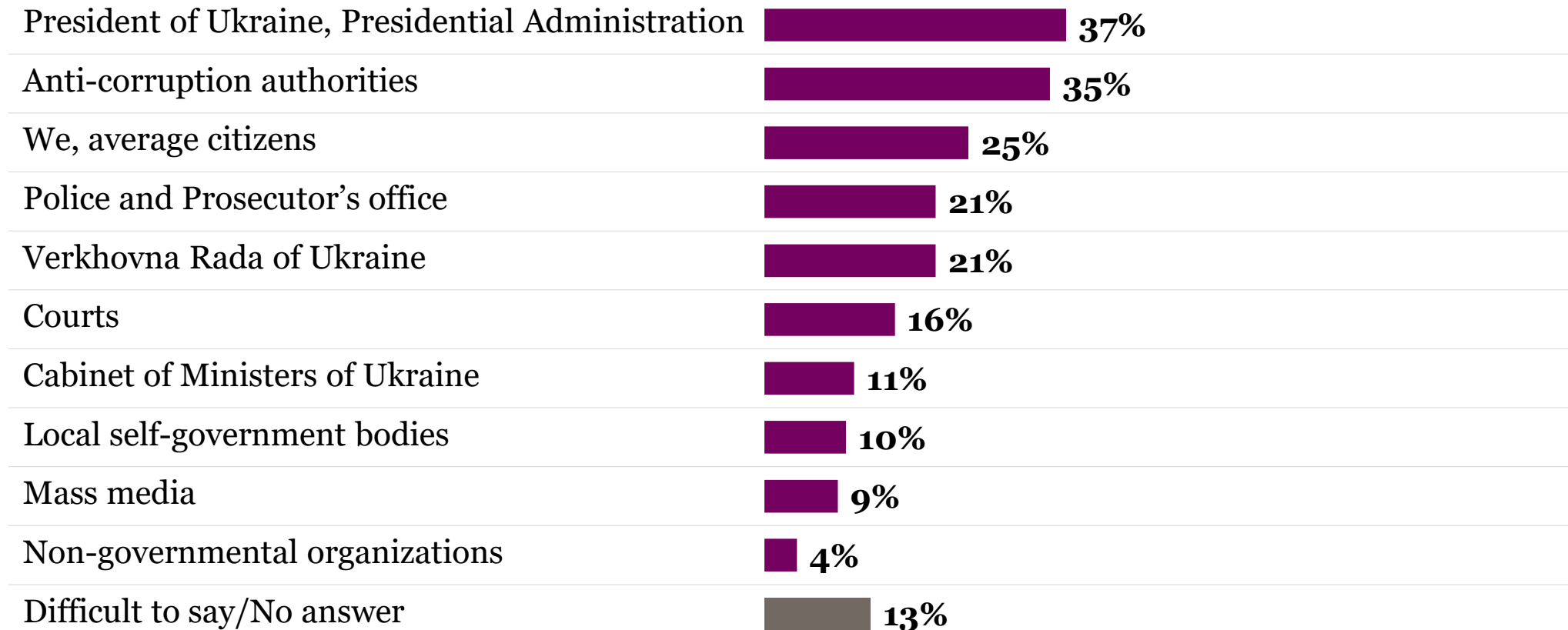
Total, n=2134



One in three citizens believes that the biggest role in countering corruption is played by anticorruption authorities. At the same time, 37% consider the President of Ukraine to play the biggest role in countering corruption. Only one in five indicates that ordinary citizens are the main players in countering corruption.

B25. In your opinion, who has the biggest role to play in countering corruption in Ukraine (among those listed below)?

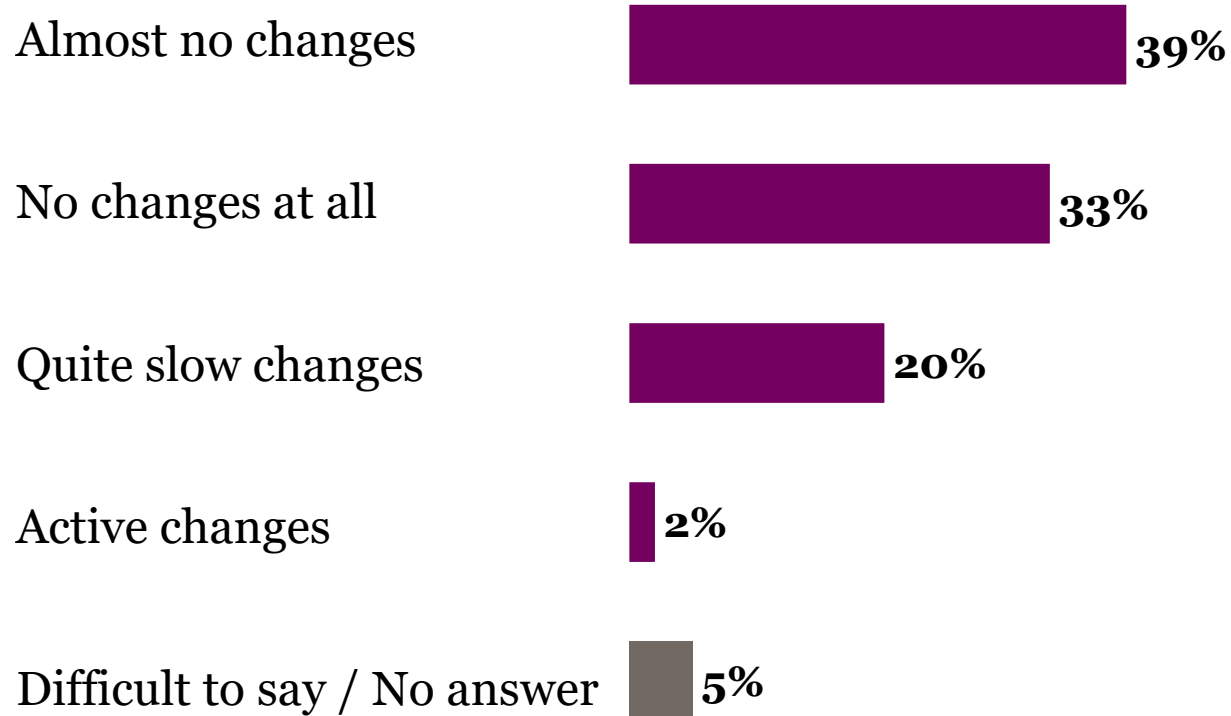
Total, n=2134



The majority of respondents see no progress in anti-corruption reform

B26. In your opinion, what is the progress of anti-corruption reform?

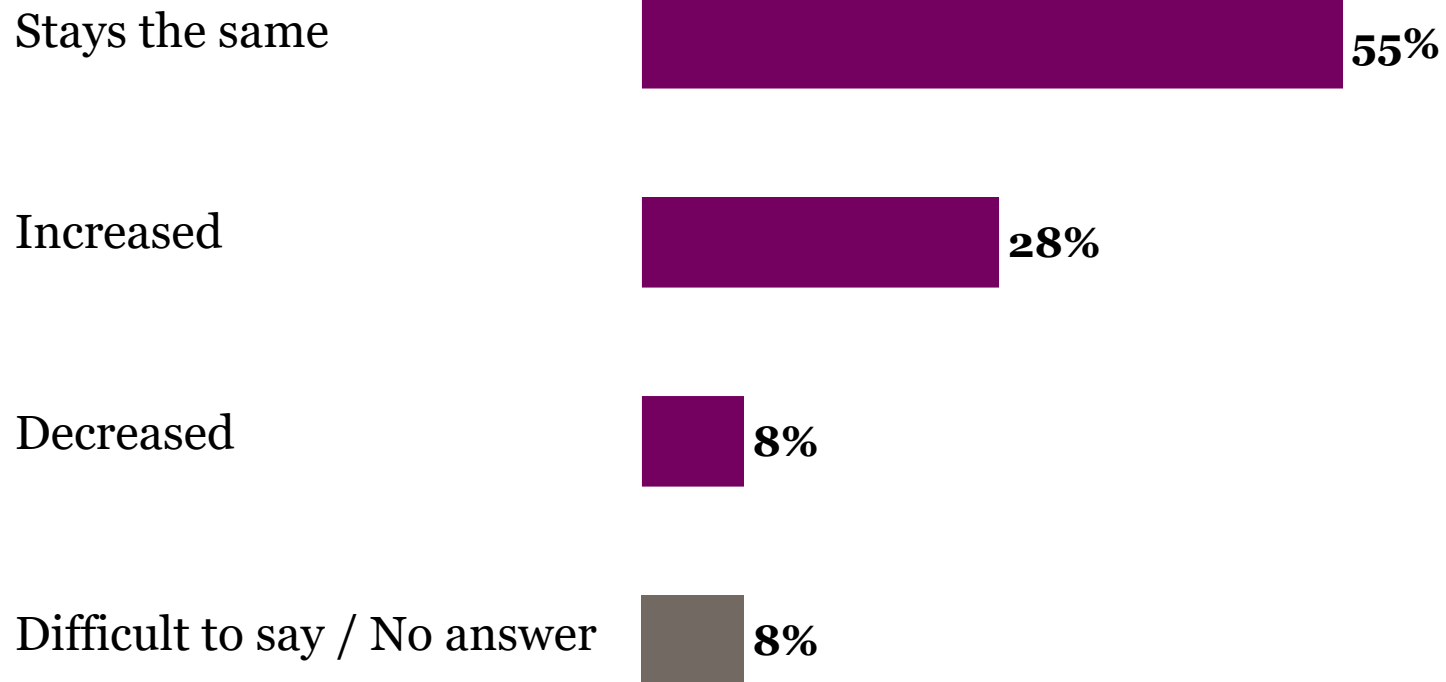
Total, n=2134



More than half of respondents believe that the corruption rate stays the same comparing with the last year

B27. In your opinion, the corruption rate increased, decreased or stays the same during the last 12 months?


Total, n=2134





Civic education

Section C



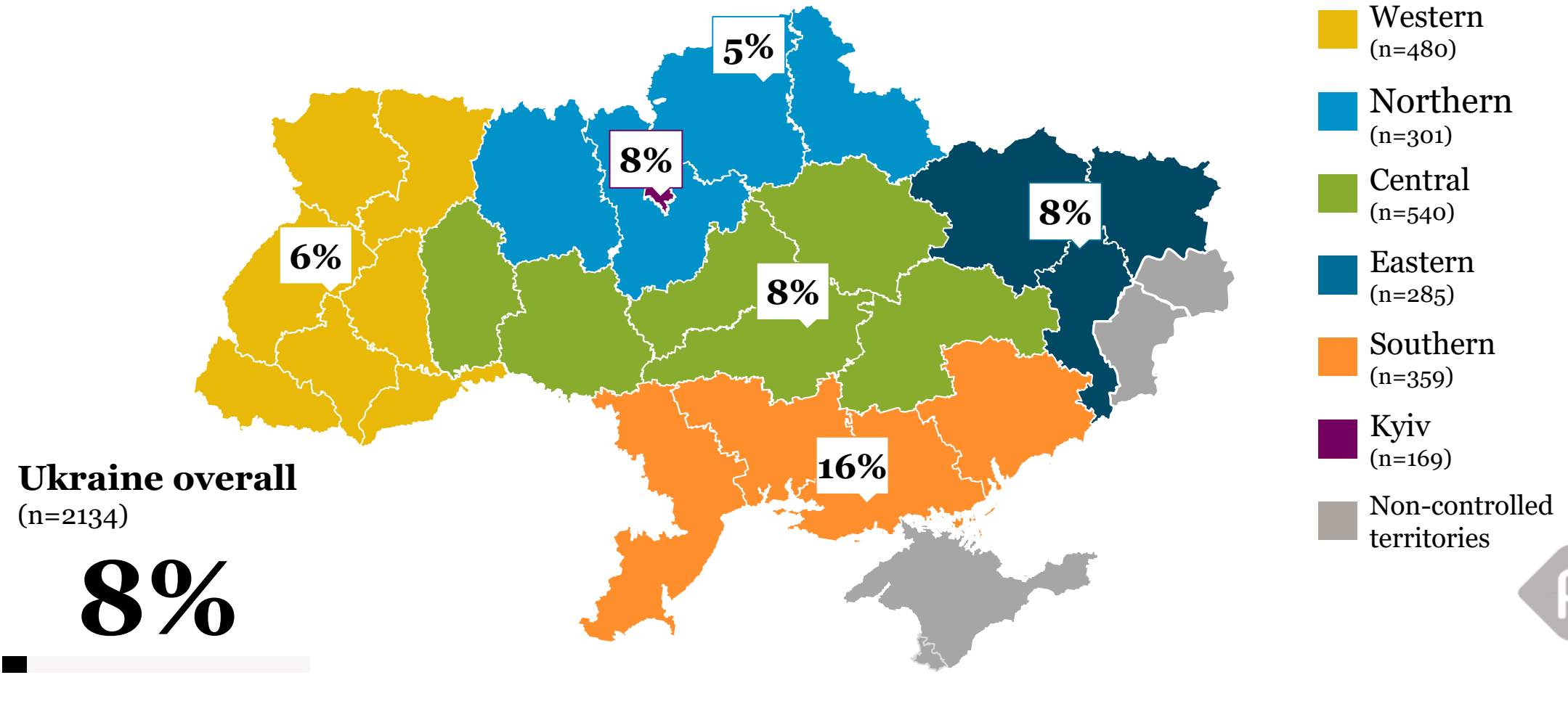
To be civic literate, a respondent should answer correctly at least 10 out of 13 questions:

1. What legislation contains the formulation of the fundamental rights of Ukrainians? (*The Constitution of Ukraine*)
2. What are the fundamental rights and freedoms you, as a citizen of Ukraine, possess? (*Life, health, honor, dignity, inviolability and security*)
3. Who is the sole source of state power and the bearer of sovereignty in Ukraine, according to the Constitution of Ukraine? (*The People*)
4. Who does the Preamble of the 1996 Constitution of Ukraine define as the "Ukrainian nation"? (*Citizens of Ukraine of all nationalities*)
5. What are the three branches of government in Ukraine? (*Executive, legislative, judicial*)
6. Who has the right to adopt laws in Ukraine? (*The Verkhovna Rada*)
7. How is local self-government formed? (*Elected by the electorate of certain territories*)
8. Please choose local bodies of executive power from the list provided (*Oblast, rayon, local administrations*)
9. What is the rate of income tax applied for individuals in Ukraine, according to the legislation? (*18%*)
10. Which body approves the state budget of Ukraine? (*The Verkhovna Rada*)
11. Which body approves the local budget in your community? (*The local council*)
12. Is it necessary to have authorization from the local authorities to hold a peaceful assembly or a demonstration? (*No*)
13. On what grounds can the local administration prohibit holding a rally? (*If the rights of other people are at stake*)



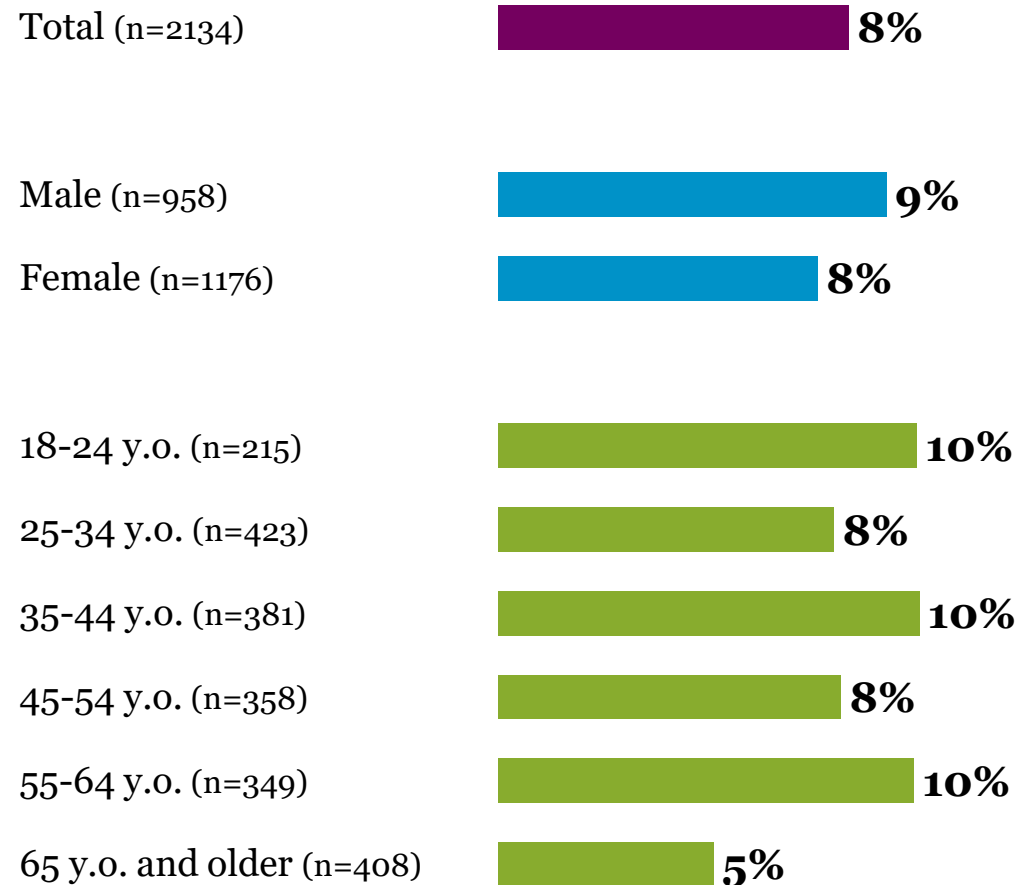
Overall percentage of those who can be considered as civil literate is 8%. The lowest percentage is in the Northern region – 5%, the highest – 16% in the Southern region.

Civic literacy: by region



There is no significant difference in civic literacy between gender and age categories: there are 8-10% of civic literate among them. However, seniors (65 years old and older) have the lowest score – 5%.

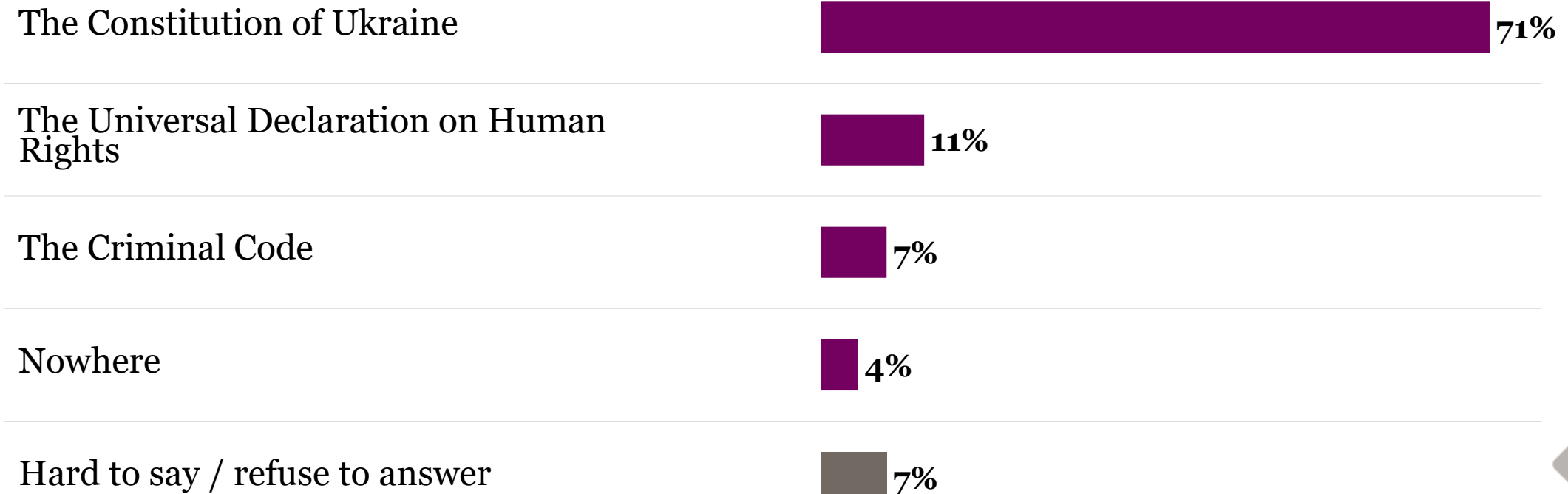
Civic literacy: by gender and age categories



The majority of the population knows that the Constitution of Ukraine contains the formulation of the fundamental rights of Ukrainians

C1. What legislation contains the formulation of the fundamental rights of Ukrainians?

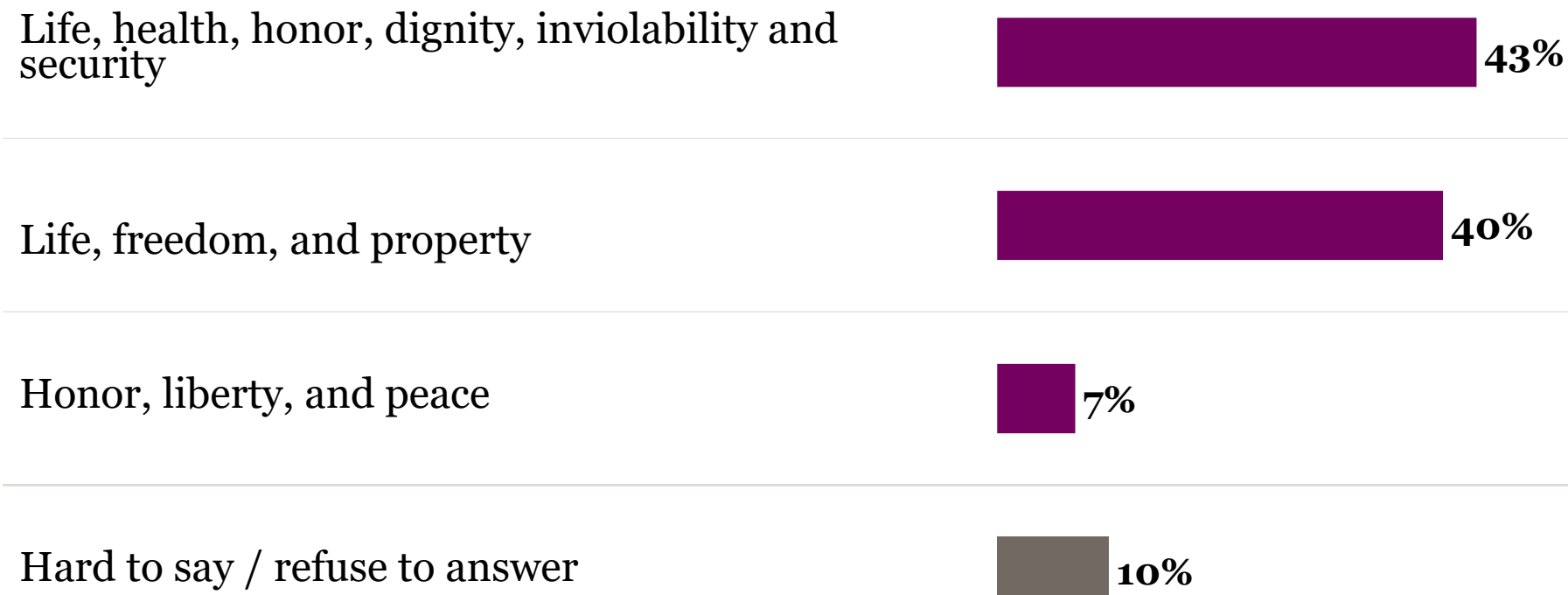
Total, n=2134



Almost a half of the population is aware about the fundamental rights and freedoms that they possess as citizens of Ukraine – specifically, “life, health, honor, dignity, inviolability and security”

C2. What are the fundamental rights and freedoms you, as a citizen of Ukraine, possess?

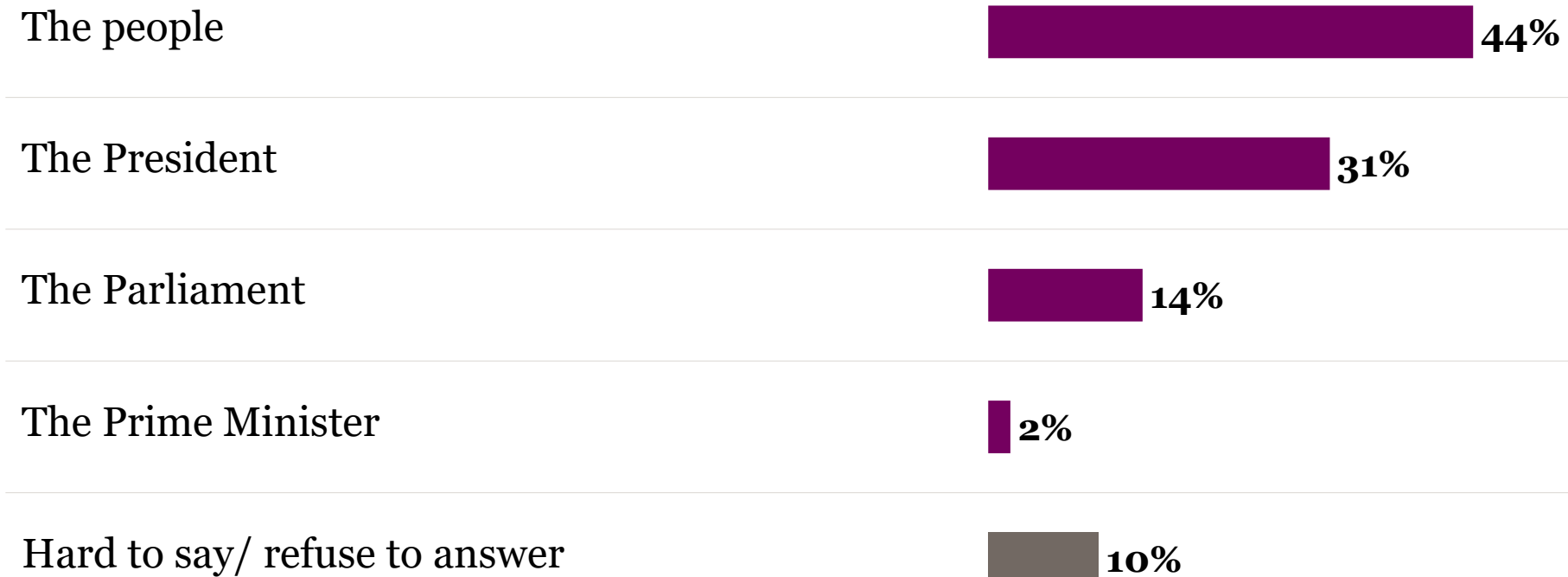
Total, n=2134



About a half of the population knows that the people is the sole source of state power and bearer of sovereignty in Ukraine

C3. Who is the sole source of state power and the bearer of sovereignty in Ukraine, according to the Constitution of Ukraine?

Total, n=2134



Only 22% of the population know that according to the Preamble of the 1996 Constitution of Ukraine the "Ukrainian nation" is defined as "citizens of Ukraine of all nationalities"

C4. Who does the preamble of the 1996 constitution of Ukraine define as the "Ukrainian nation"?

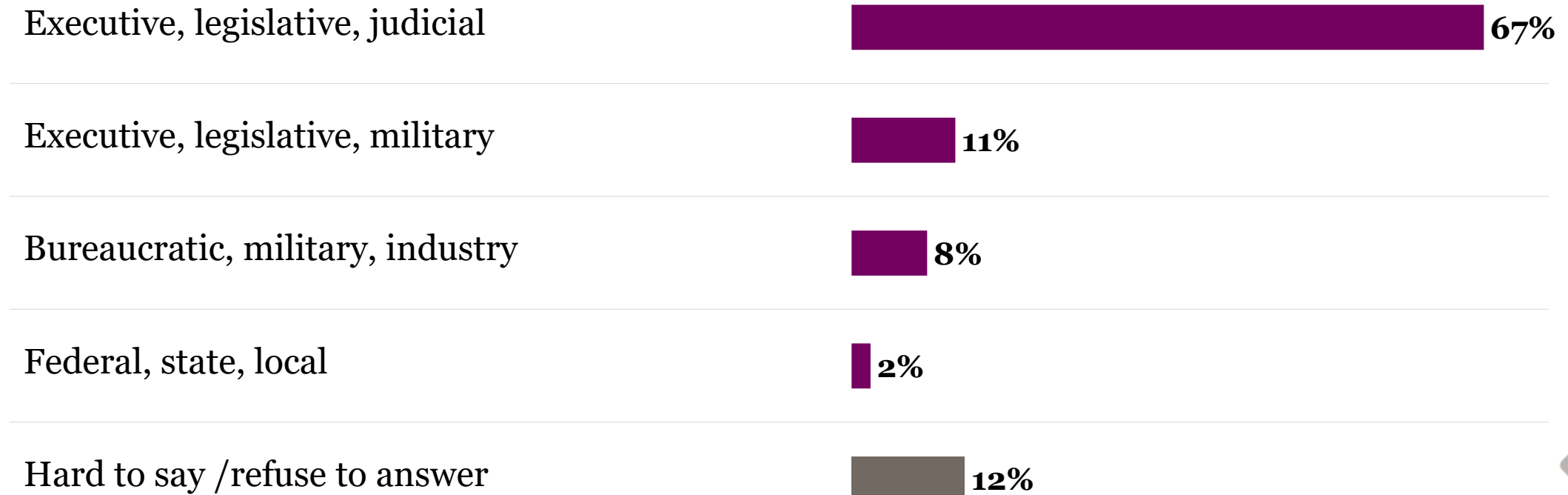
Total, n=2134



Two-thirds of the population are aware of three branches of government in Ukraine - executive, legislative, and judicial

C5. What are the three branches of government in Ukraine?

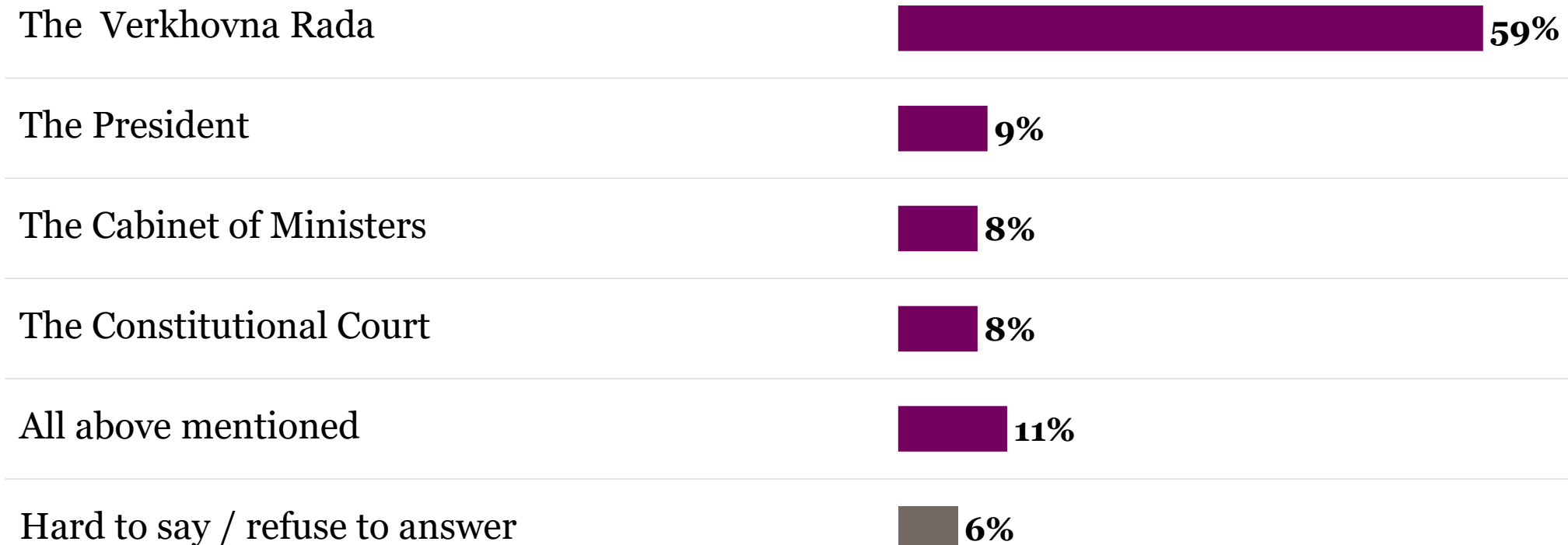
Total, n=2134



The majority is aware that the Verkhovna Rada has the right to adopt laws in Ukraine

C15. Who has the right to adopt laws in Ukraine?

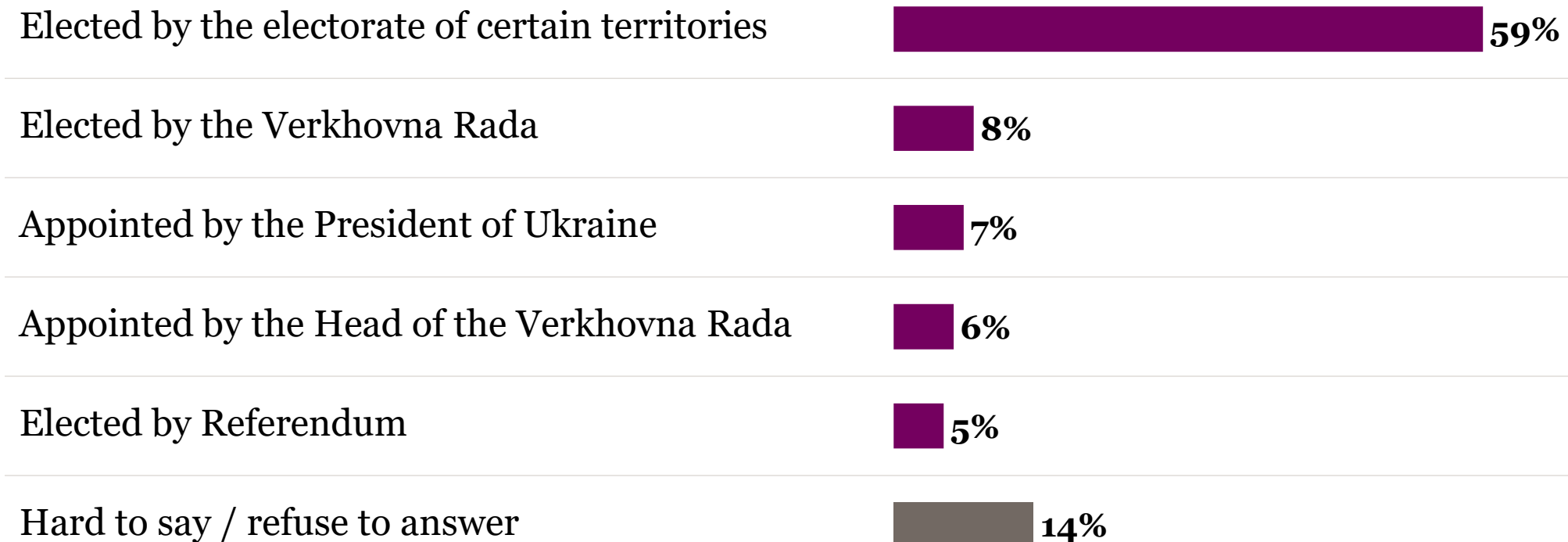
Total, n=2134



Almost 2/3 of the population are aware that the local self-government is formed through being elected by the electorate of certain territories

C16. How is local self-government formed?

Total, n=2134



Only one in four knows that the local bodies of executive power include oblast, rayon, local administrations

C17. Please choose local bodies of executive power from the list provided:

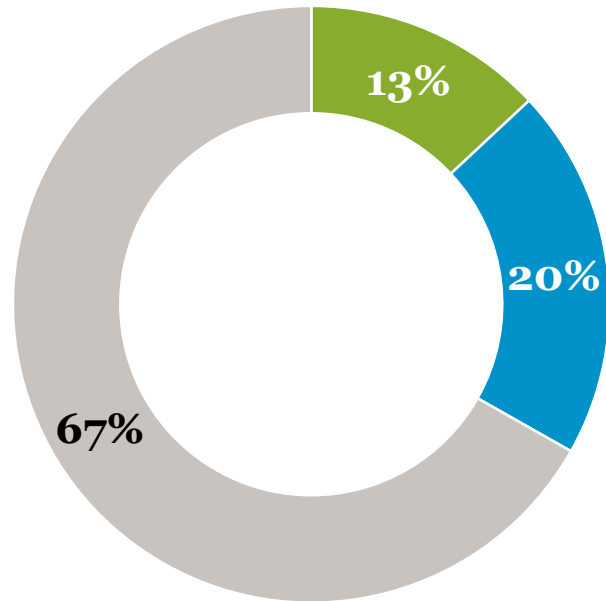
Total, n=2134



Only 13% of citizens indicate that they know the name of MP who represents their majority constituency in the Verkhovna Rada, and 9% - that they know the name of a deputy in their local council of their locality

C18. Can you name an MP who represents your majority constituency in the Verkhovna Rada?*

*95% of those who answered “yes” named their MP without prompt



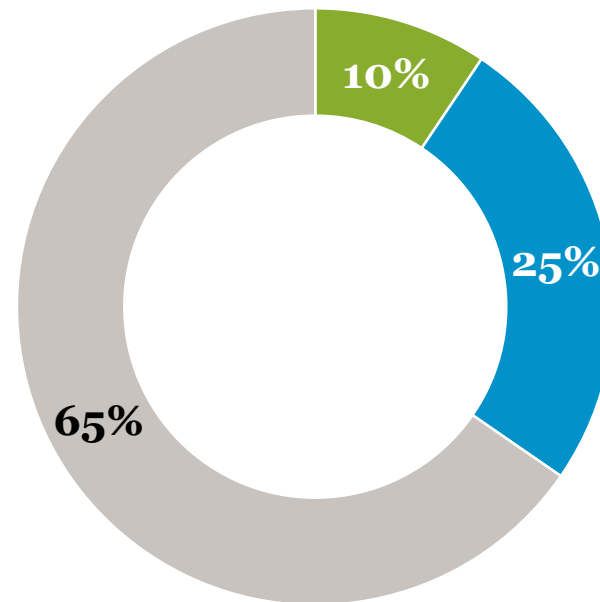
■ Yes

■ Do not remember the last name, but know by sight

■ No

C19. Can you name a deputy who represents your majority constituency in the local council of your locality?

Total, n=2134



The overwhelming majority of the population is reported to be fully or rather unaware about the state budget processes and spending, and 3/4 are fully or rather about the part of their income and expenses they pay to the state in the form of different taxes and deductions

C20. How knowledgeable are you on the state budget processes and spending?

Total, n=2134



■ Fully aware ■ Rather more aware than unaware ■ Hard to say/refuse ■ Rather more unaware than aware ■ Not aware

C21. To what extent are you aware of which part of your income and expenses you pay to the state in the form of different taxes and deductions?



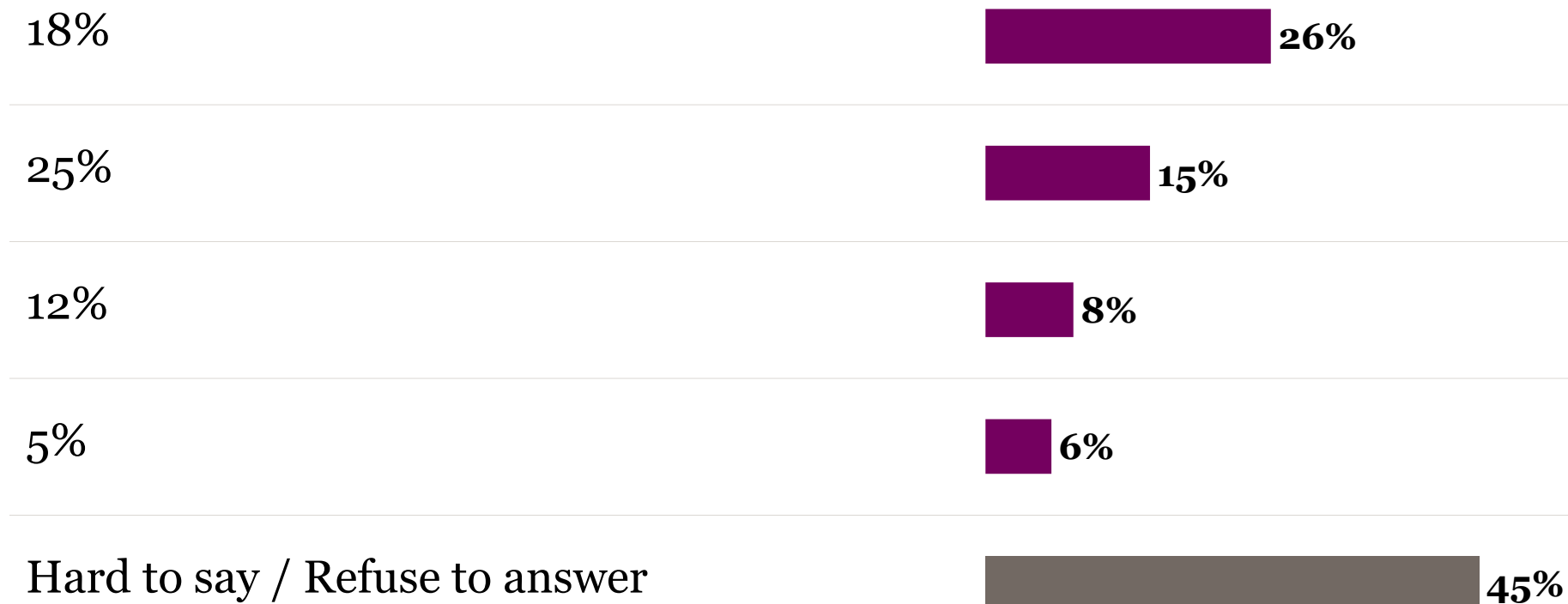
■ Fully aware ■ Rather more aware than unaware ■ Hard to say/refuse ■ Rather more unaware than aware ■ Not aware



About a half of the population cannot tell the rate of income tax applied for individuals in Ukraine, according to the legislation

C22. What is the rate of income tax applied for individuals in Ukraine, according to the legislation?

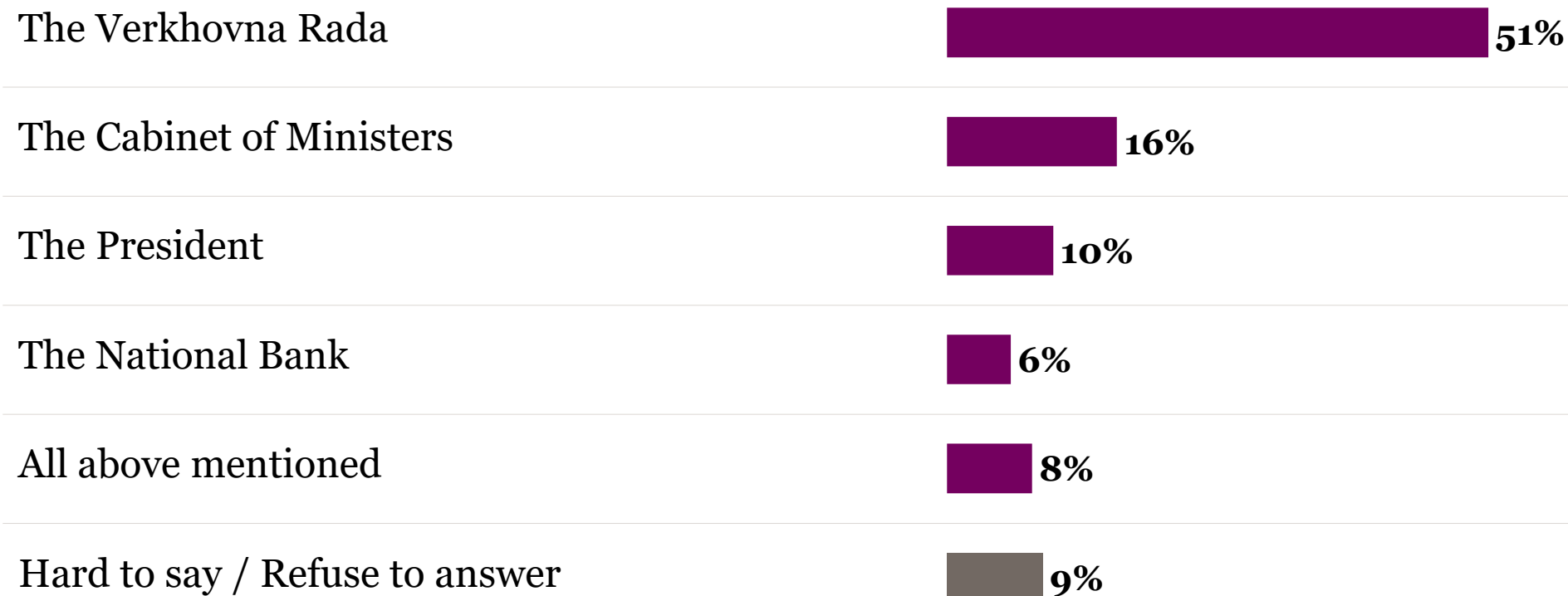
Total, n=2134



A half of the population is aware that the Verkhovna Rada approves the state budget of Ukraine

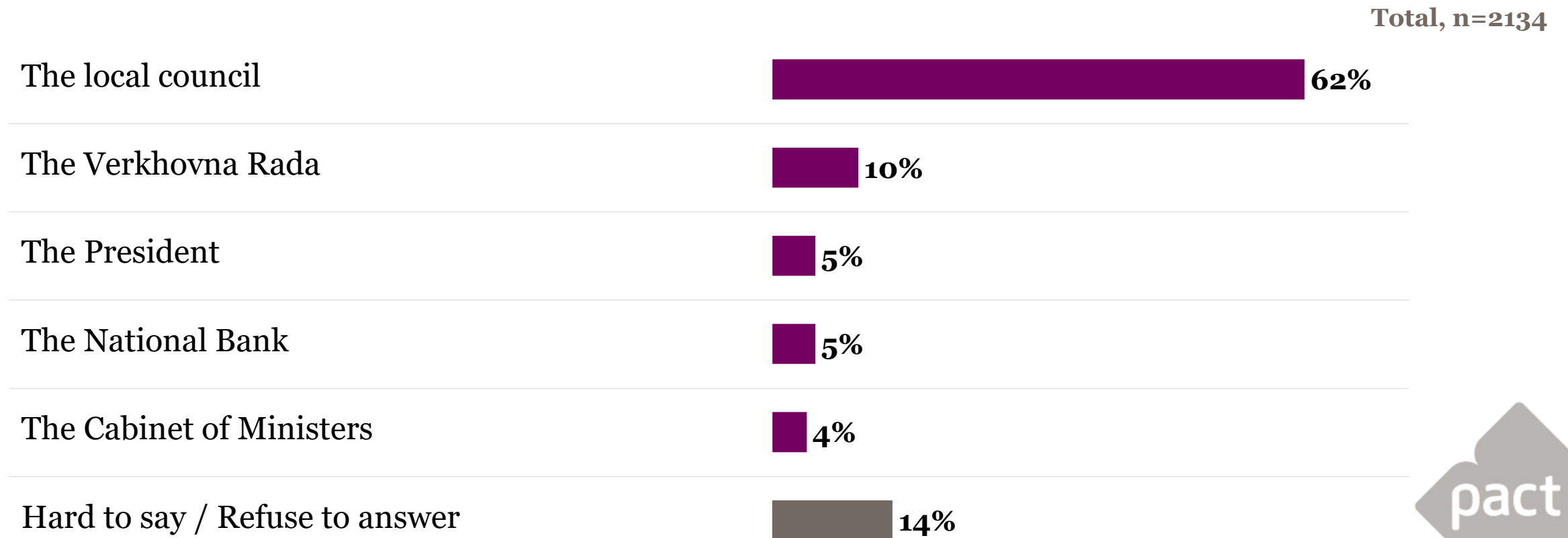
C23. Which body approves the state budget of Ukraine?

Total, n=2134



Two-thirds of the population know that the local budget of their community is approved by the local council


C24. Which body approves the local budget in your community?



Over a half of the population believes that local authorities should authorize holding a peaceful assembly or a demonstration

C25. Is it necessary to have authorization from the local authorities to hold a peaceful assembly or a demonstration?

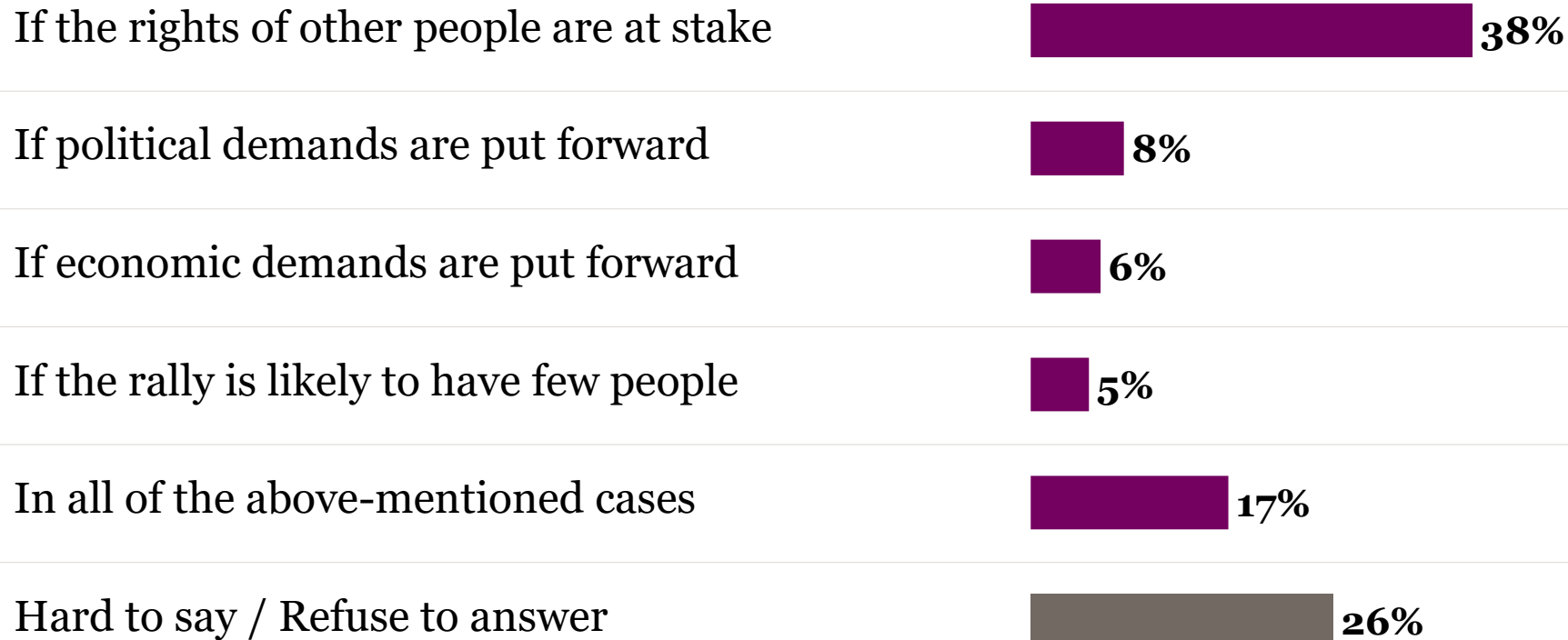
Total, n=2134



One in three citizens thinks that a rally can be prohibited when the rights of other people are at stake, however one in four cannot answer this question

C26. On what grounds can the local administration prohibit holding a rally?

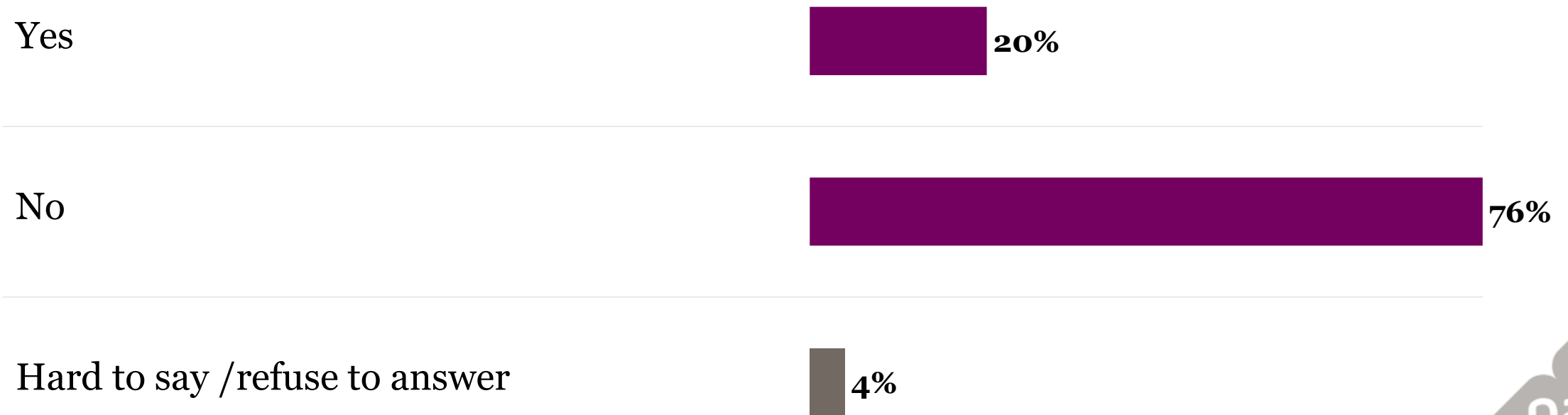
Total, n=2134



The majority of the population had never learnt the legislation and legal information on their own to defend their rights. One in five among total population did that

C6. Have you ever had to learn legislation and legal information on your own to defend your rights?

Total, n=2134



The majority believes that it is important for each citizen to be aware of civic and legal information, but only one in four has attended thematic lecture/ educational program, or read special legal literature to learn more about civil rights/skills; one in four would like to learn more about that.

C7. Nowadays, to what extent how important is it for each citizen to be aware of civic and legal information (knowledge of laws, rights, obligations, ability to defend workers' rights, etc.)?

Total, n=2134



■ Very important ■ Rather important ■ Hard to say/refuse to answer ■ Rather not important ■ Absolutely not important

C8. Have you ever attended thematic lectures or educational programs, or read any special legal literature to learn more about civil rights and/or skills?



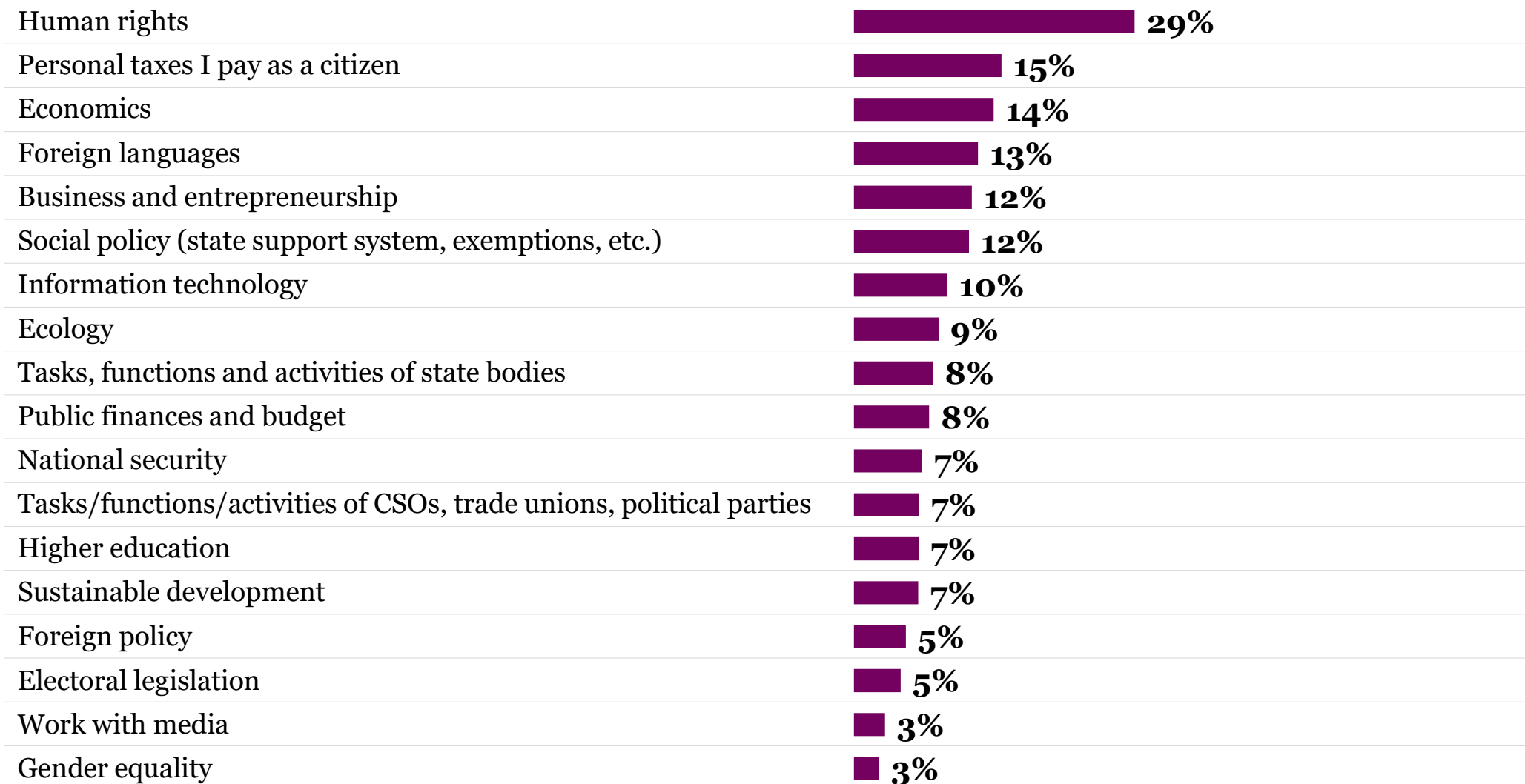
■ Yes, and I would want to continue receiving such information in the future
■ No, but I would want to
■ Yes, but I would not want to continue receiving such information
■ No, and I would not want to



Human rights, personal taxes paid by citizen, and economics are three main areas about which people would like to become more aware

C9. Please select 3 areas about which you would like to become more aware?

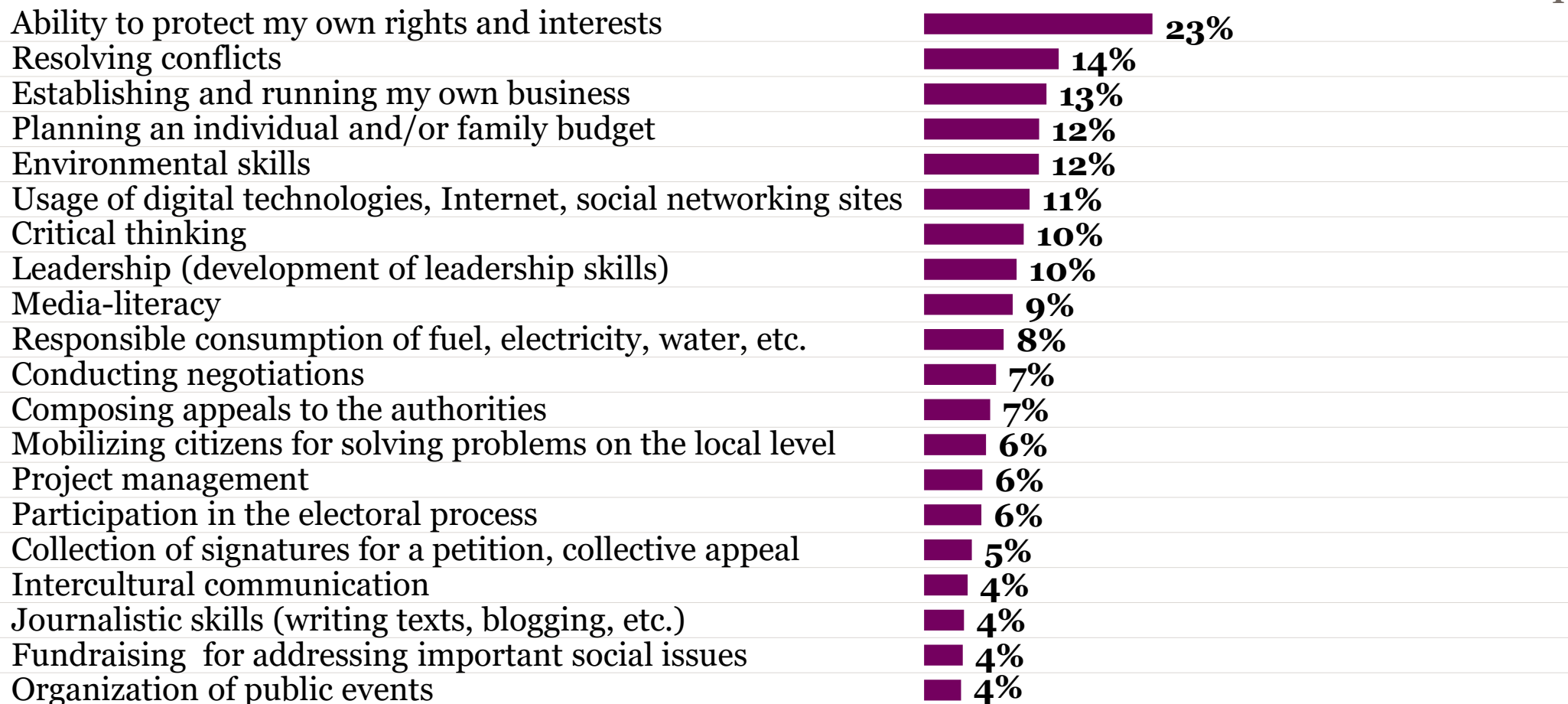
Total, n=2134



As for the practical skills for further development, the top-choice for one in four citizens is the ability to protect own rights and interests; another relatively popular skills to develop are resolving conflicts, and establishing and running own business

C10. Please select 3 practical skills you would like to develop the most, if you had the opportunity?

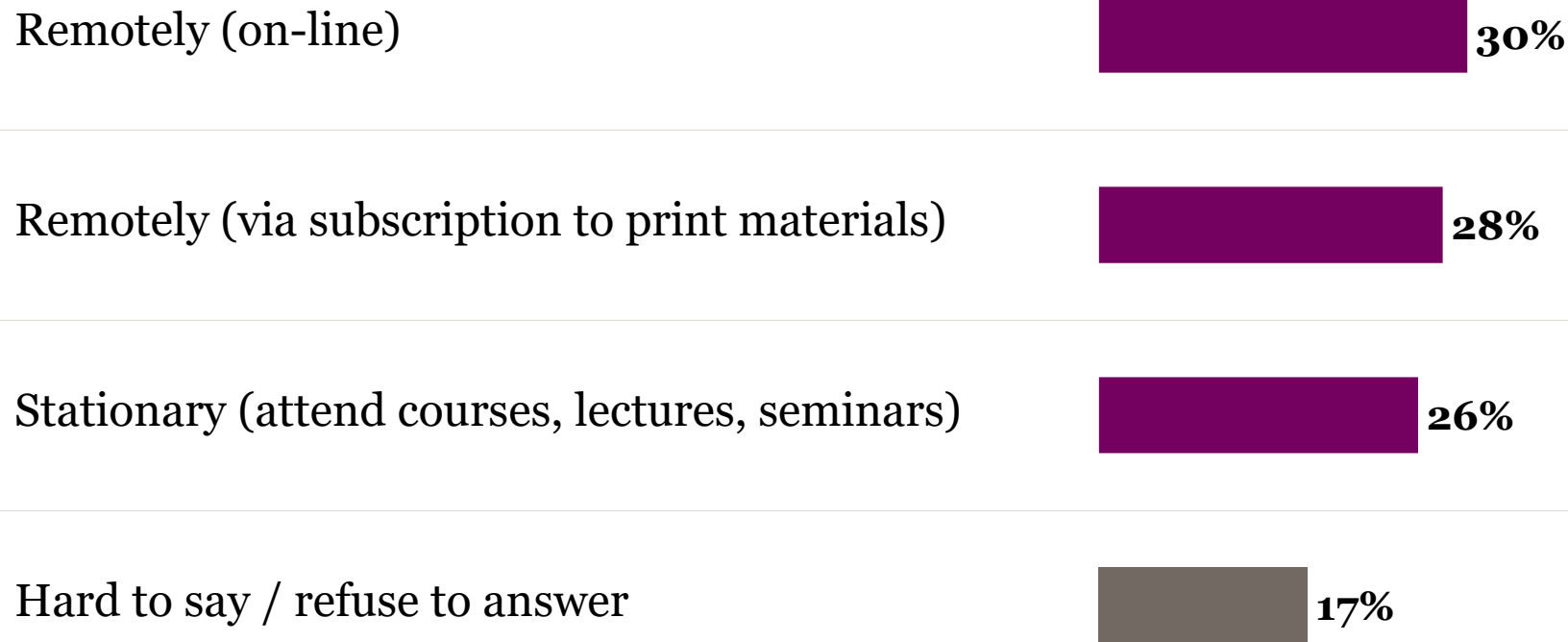
Total, n=2134



One in three among those who choose a skill or area for further improvement prefers to get such information online, 27% - via printed materials, and only one in four would rather attend courses, lectures, or seminars

C11. In what way would you most prefer to receive this information, learn new skills?
(among those who choose at least one skill or area)

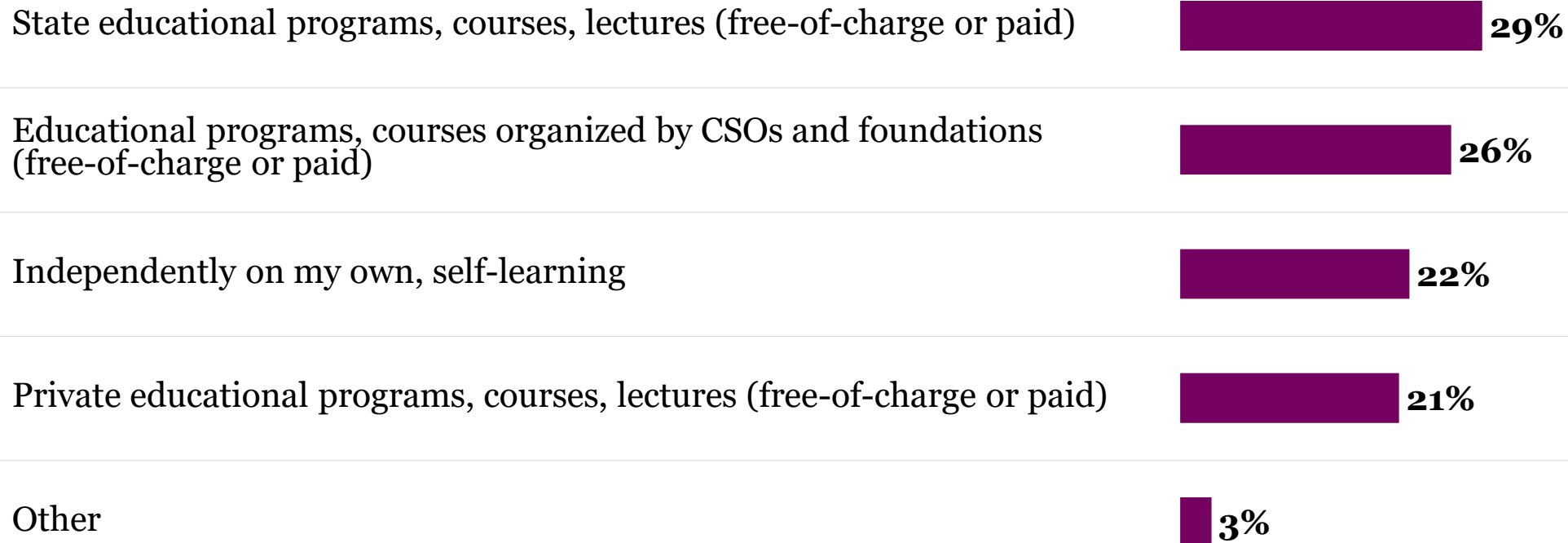
Total, n=1424



About one in three among those who choose a skill or area for further improvement prefers to get such information from state educational programs/courses, one in four— via educational programs of CSOs and foundations, and one in five— from private educational programs

C12. From which sources would you most prefer to receive this information, learn new skills?
(among those who choose at least one skill or area)

Total, n=1424



Two-third of the population believe that it is possible to educate a person to be a citizen. The majority considers family and school to be responsible for managing such type of education, and only one in four would rely on higher education institution or secondary vocational technical school

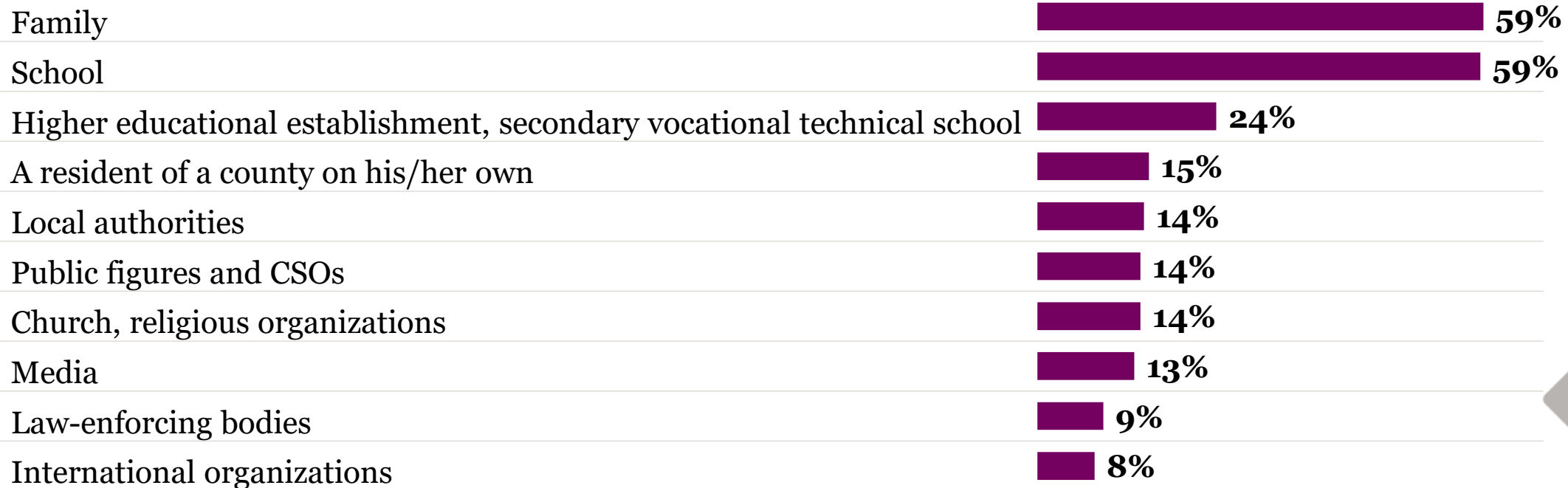
C13. Is it necessary to teach a person to be a citizen of his/her country, or a citizen is everyone who was born in and received a passport of a certain country and educating a person how to be a citizen is not possible?

Total, n=2134



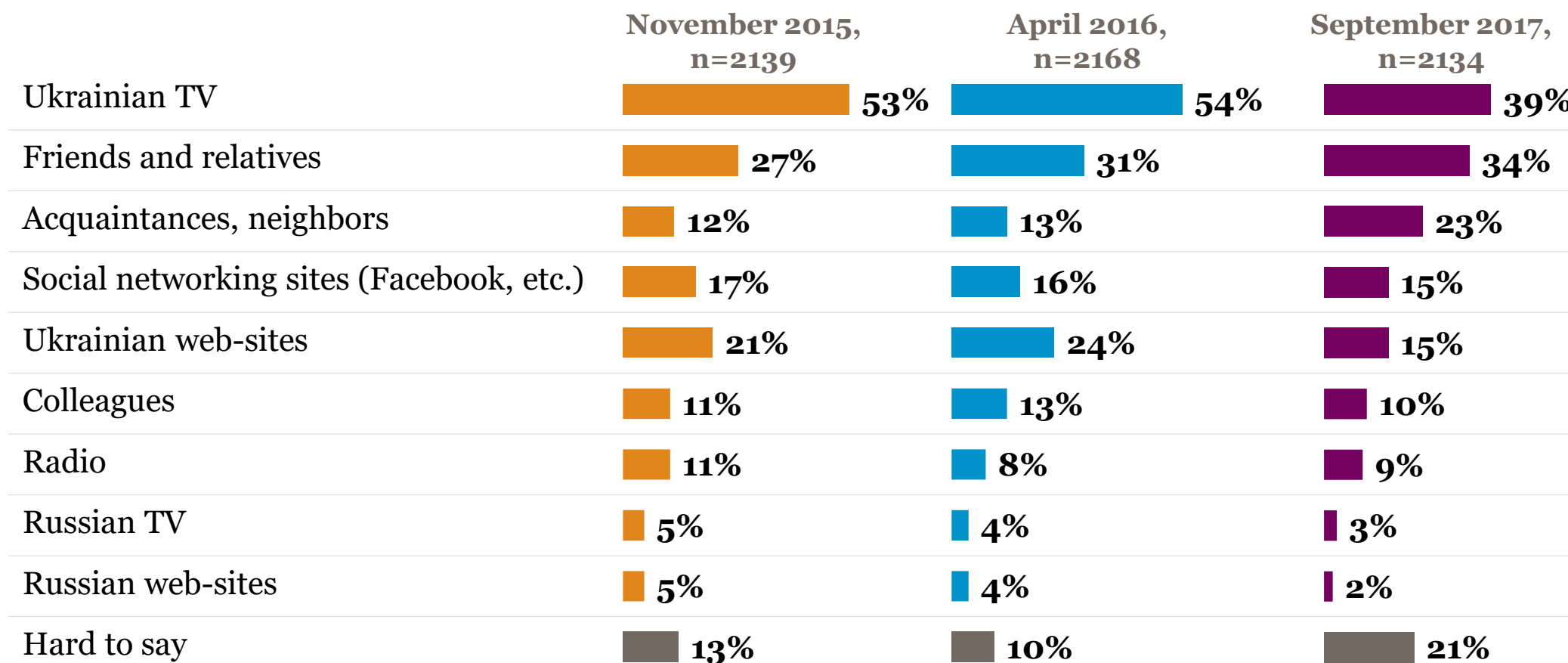
C14. Who should manage this type of education? (among those who think that it is possible to teach a person to be a citizen)

Total, n=1414



Ukrainian TV and friends / relatives remain the most trustworthy sources of information for the relative majority of the population, although the popularity of TV declined since 2016 as well as the level of trust towards the Ukrainian web-sites.

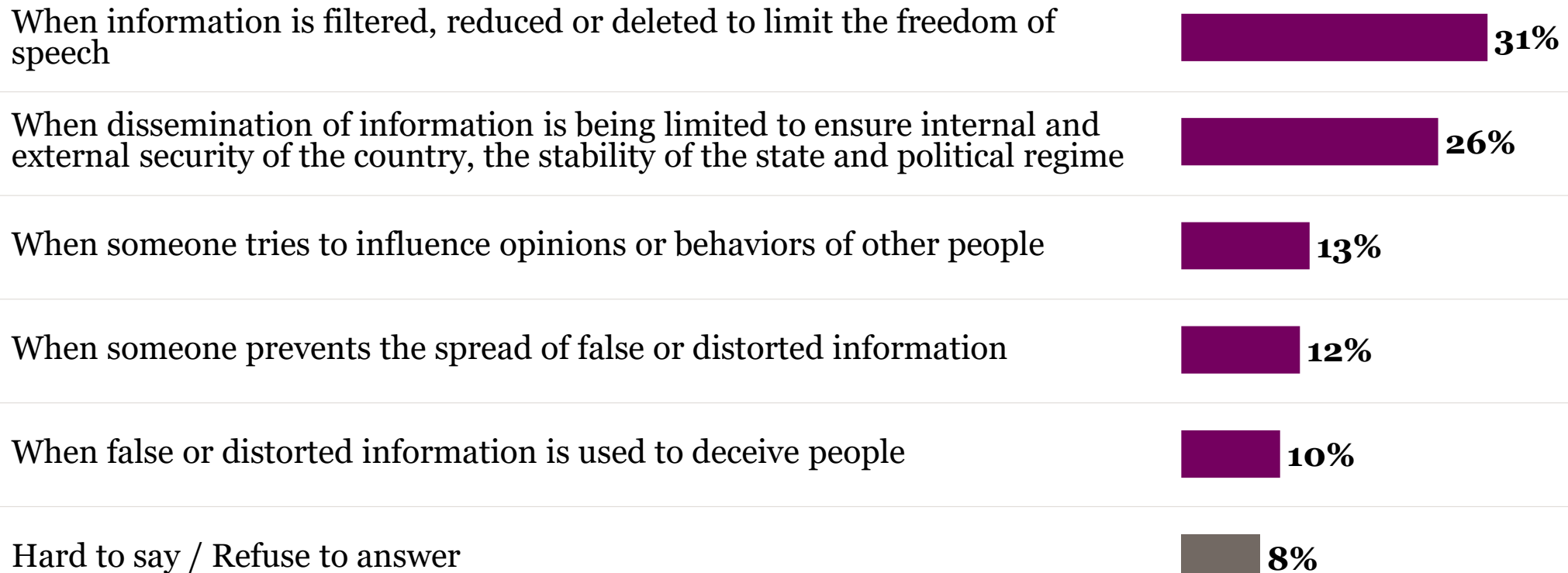
C27. Which sources of information do you trust more?



One in three citizens understands censorship as the situation when information is filtered, reduced or deleted to limit the freedom of speech

C28. How would you define “censorship”?

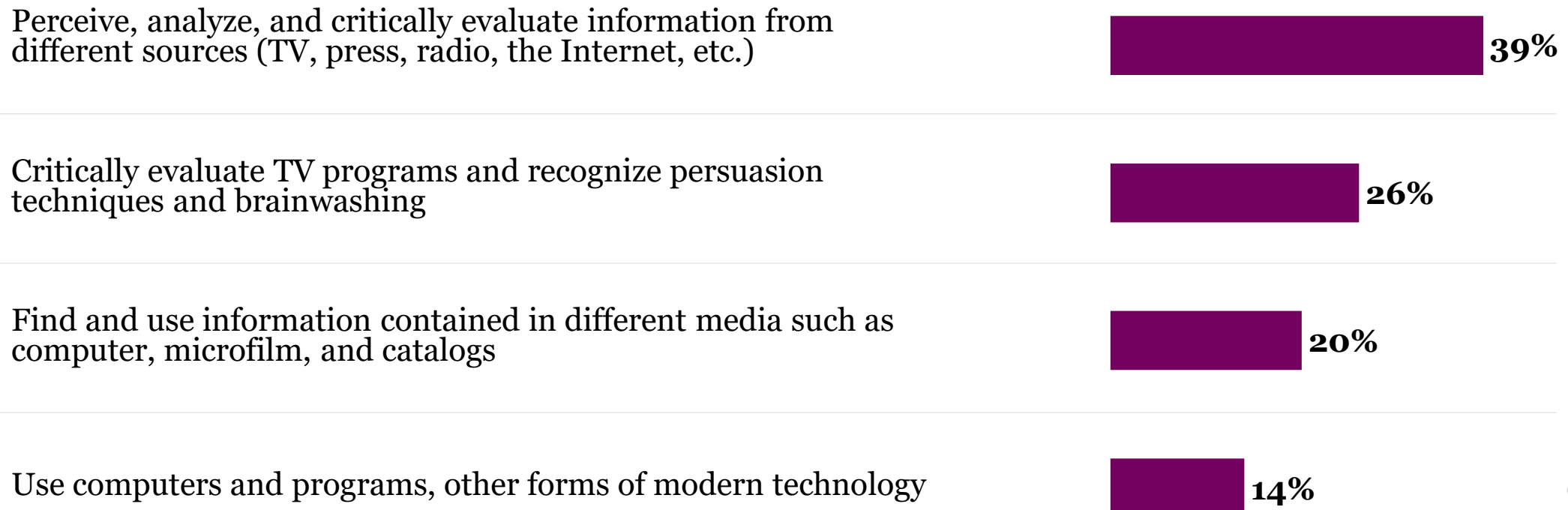
Total, n=2134



Relative majority of the population interprets media literacy as the ability to “perceive, analyze, and critically evaluate information from different sources”; one in four would define it as “the ability to critically evaluate TV programs and recognize persuasion techniques and brainwashing”

C29. A person can be called media literate when he/she is able to:

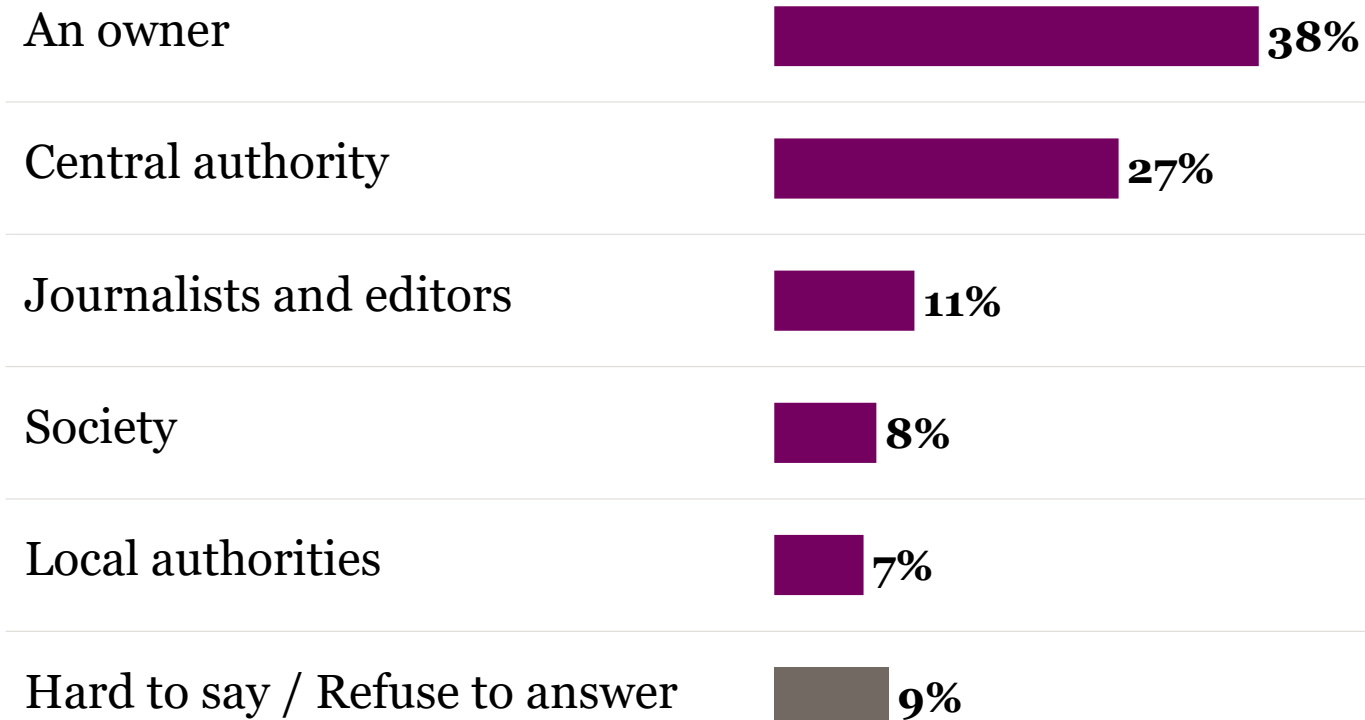
Total, n=2134



Over 1/3 of the population believe that the owner influences the content of Ukrainian media to the most, and one in four believes that central authority provides such influence

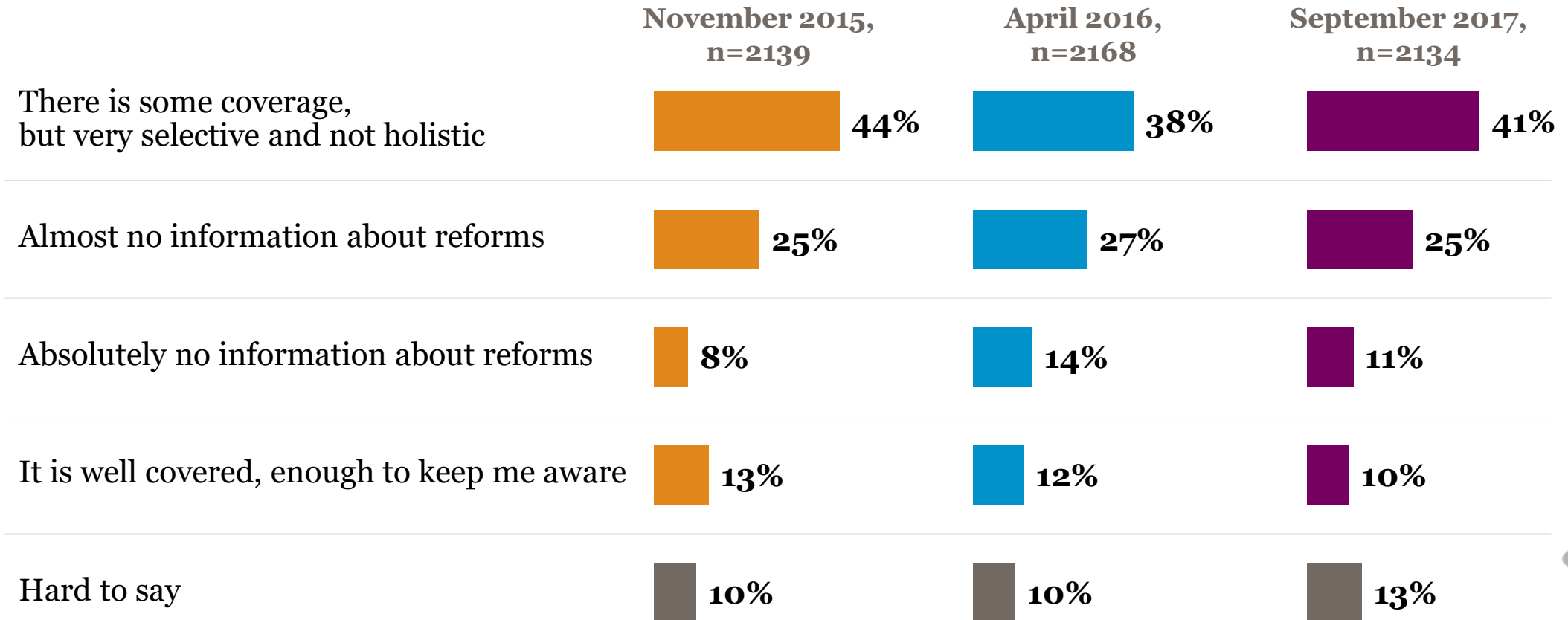
C30. Who influences the content of Ukrainian media the most?

Total, n=2134



For almost a half of the population the media coverage of the implementation of reforms seems selective and not holistic; one in four emphasizes that can find almost no information about the implementation of reforms in media. The situation does not change since 2016

C31. How well is the implementation of reforms covered by media?



Three-fourths of the population would recognize promotion of a brand in the situation when the main character in a movie about cowboys smokes “Marlboro” cigarettes

C32. Please imagine that you are watching a movie about cowboys where the main character smokes “Marlboro” cigarettes. What do you think this is?

Total, n=2134

Actor’s cigarette preference




Promotion of a brand





Values, convictions and attitude to life

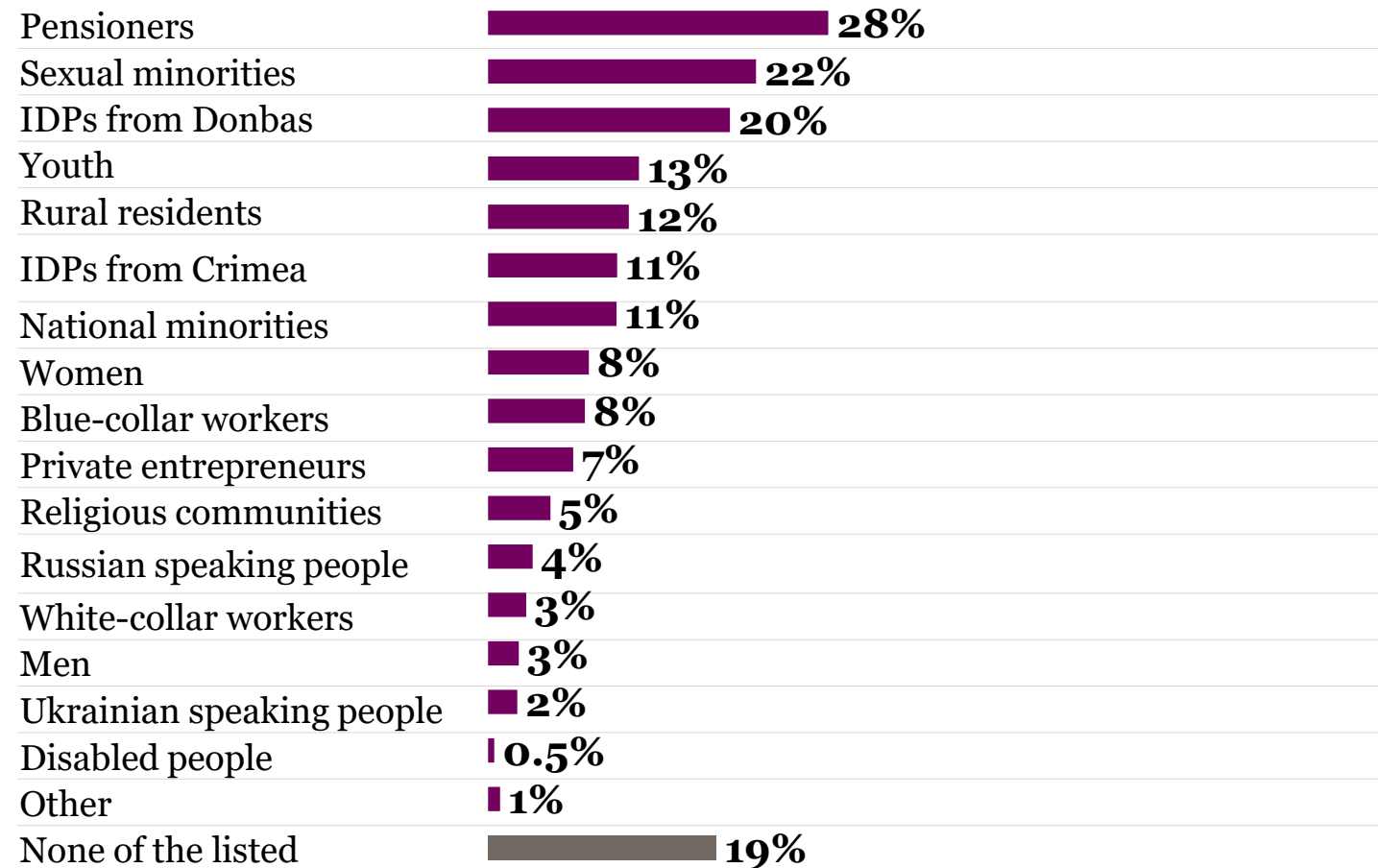
Section D



Pensioners, sexual minorities, and IDPs from Donbas are considered to be the most discriminated in Ukraine.

D1. Which groups in Ukraine, in your opinion, most experience violations / limitations of rights and freedoms, prejudiced attitude on the basis of some social features (which is also called “discrimination”)?

Total, n=2134



Only 14% admit themselves of being representatives of a discriminated group. 41% of the population would be ready to support discriminated groups of people that they do not belong to in defending their rights

D2. Do you belong to any group of people who experience discrimination in Ukraine?

Total, n=2134

- Yes
- No



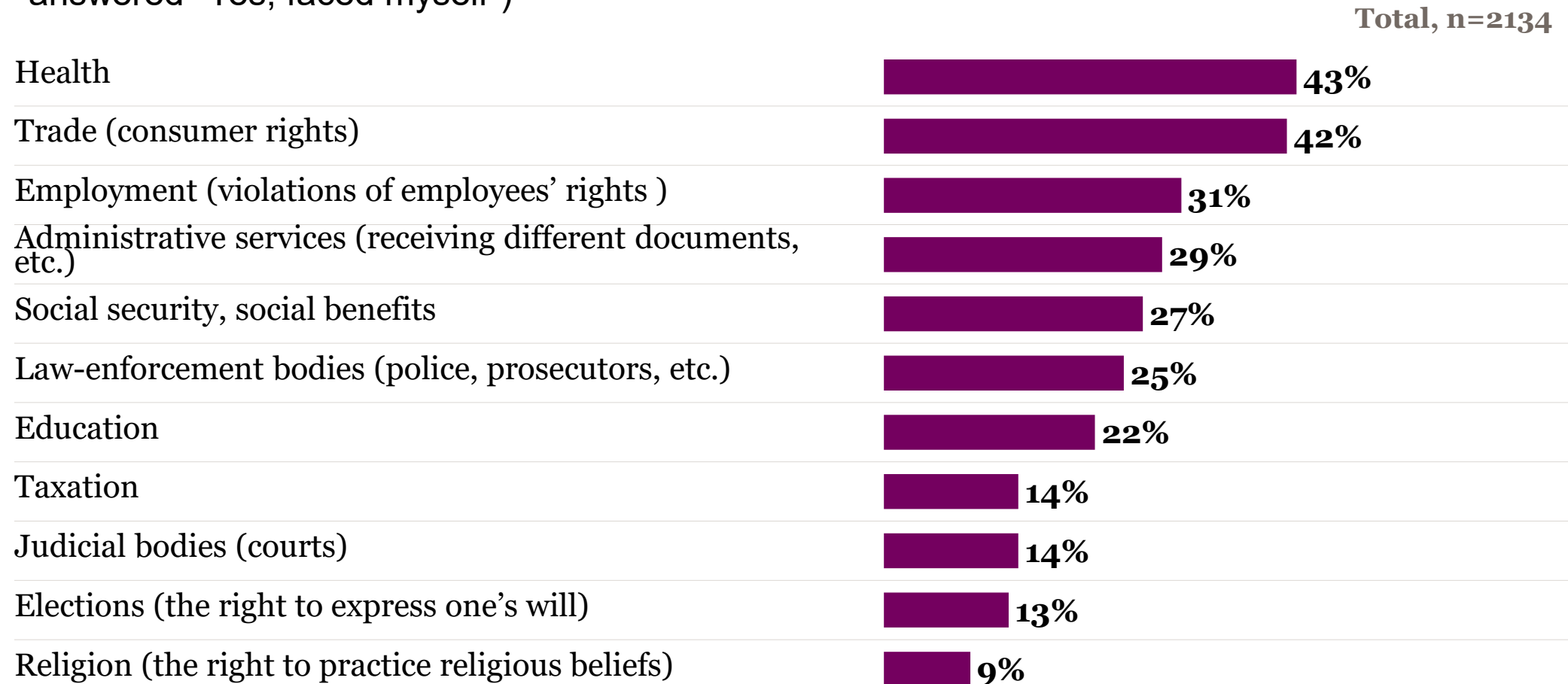
D3. Are you ready to support other groups of people from the list above (groups to which you do not belong) in defending their rights?

- Definitely yes/ rather yes
- Definitely no/ rather no



Majority of the population experienced violation of their rights in at least one of the listed areas. The highest rate of reported personal experience of rights being violated is in health, trade and consumption and employment

D4. Have you ever experienced the violation of your rights in the following areas? (For those who answered “Yes, faced myself”)



The vast majority of the population tend to agree with the statements about the enrichment of the rich, the carelessness of people in power towards ordinary people, and that people in power make profit on ordinary people. The overwhelming majority believes that the opinion of general public does not matter for people in power and that it is not in power of ordinary citizen to influence events in the country

D5. To what extent do you agree with the following statements:

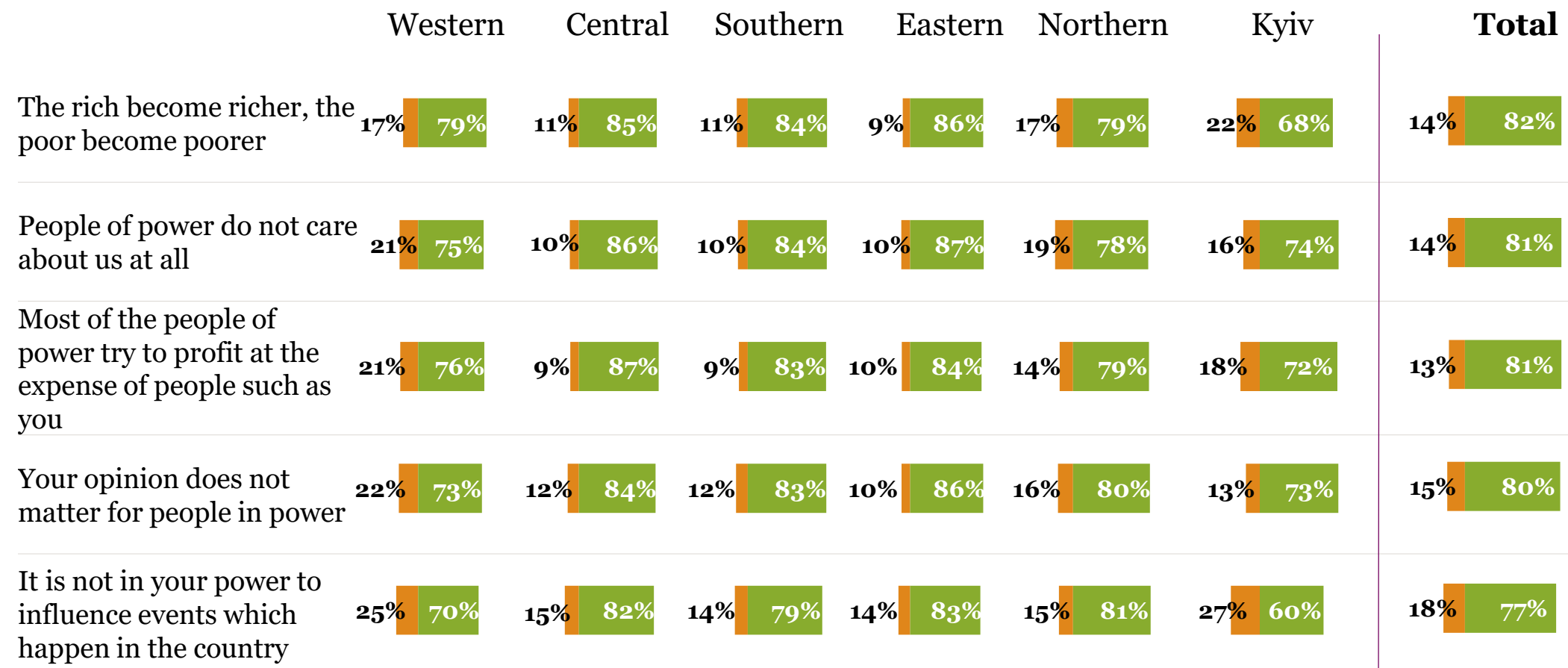
- Absolutely agree/somewhat agree
- Absolutely disagree/somewhat disagree



Residents of Kyiv and Western region tend to agree with all or almost all statements to lesser extent while in the East and in the Center – to greater extent

D5. To what extent do you agree with the following statements (% by regions)

- Absolutely agree/somewhat agree
- Absolutely disagree/somewhat disagree



People aged 18-24 y.o. tend to agree with the most of statements to lesser extent, while those aged 65 y.o. and older tend to agree with at least two statements – that their opinion does not matter to people in power and that people in power do not care about all others – to greater extent

D5. To what extent do you agree with the following statements (% by age group)

- Absolutely agree/somewhat agree
- Absolutely disagree/somewhat disagree

	18-24 y.o.	25-34 y.o.	35-44 y.o.	45-54 y.o.	55-64 y.o.	65+ y.o.	Total
The rich become richer, the poor become poorer	17% 76%	14% 80%	12% 84%	14% 83%	13% 81%	14% 82%	14% 82%
People of power do not care about us at all	16% 75%	14% 82%	16% 79%	15% 82%	17% 79%	9% 88%	14% 81%
Most of the people of power try to profit at the expense of people such as you	17% 75%	13% 83%	12% 83%	13% 80%	16% 80%	12% 84%	13% 81%
Your opinion does not matter for people in power	15% 77%	16% 80%	17% 78%	14% 81%	18% 78%	10% 86%	15% 80%
It is not in your power to influence events which happen in the country	21% 70%	20% 75%	19% 76%	18% 78%	17% 78%	15% 81%	18% 77%

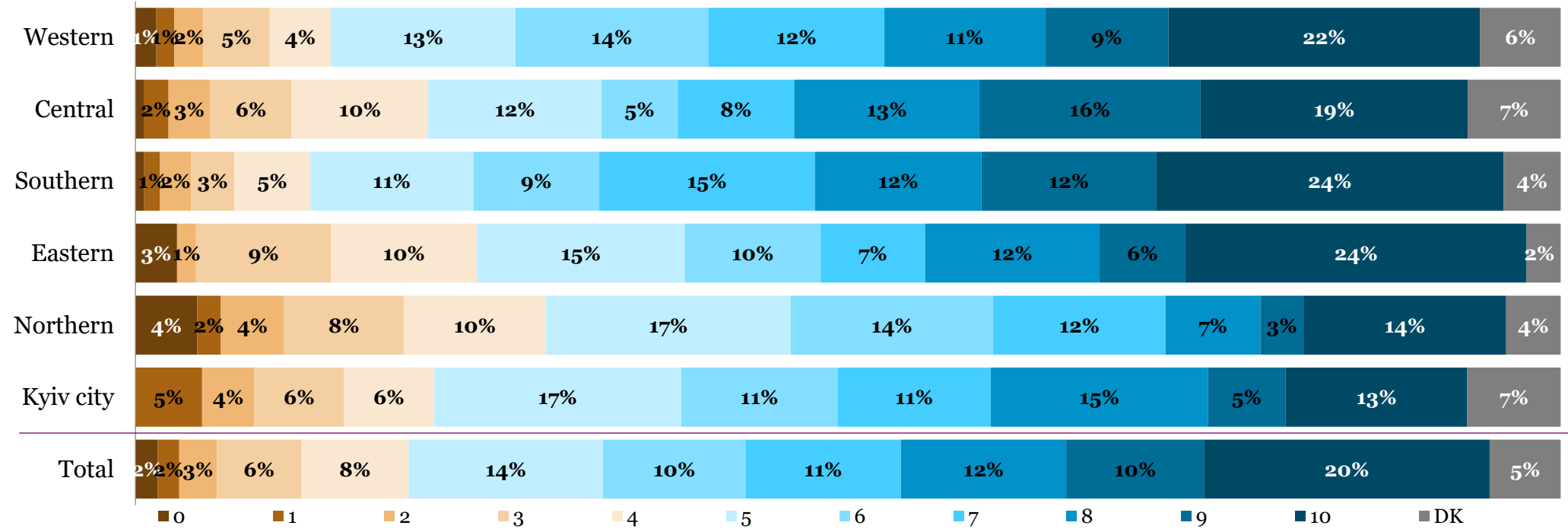


The readiness to sacrifice freedom for greater security and well-being is higher* in Northern region (18% vs. 13% among all). Those who are not ready to sacrifice freedom for greater security and well-being prevail** in Southern region (63% vs. 53% among all).

D6. Let me know with which of the statements you agree the most, using 10-point scale, where 0 signifies, that you fully agree with the first statement, and 10 – fully agree with the second one.

For greater security and well-being, one can sacrifice freedom

Freedom cannot be sacrificed, even for greater security and well-being



* Answers 0-3 using 10-point scale where 0 signifies «fully agree with the first statement», and 10 – «fully agree with the second one»

** Answers 7-10 using 10-point scale where 0 signifies «fully agree with the first statement», and 10 – «fully agree with the second one»

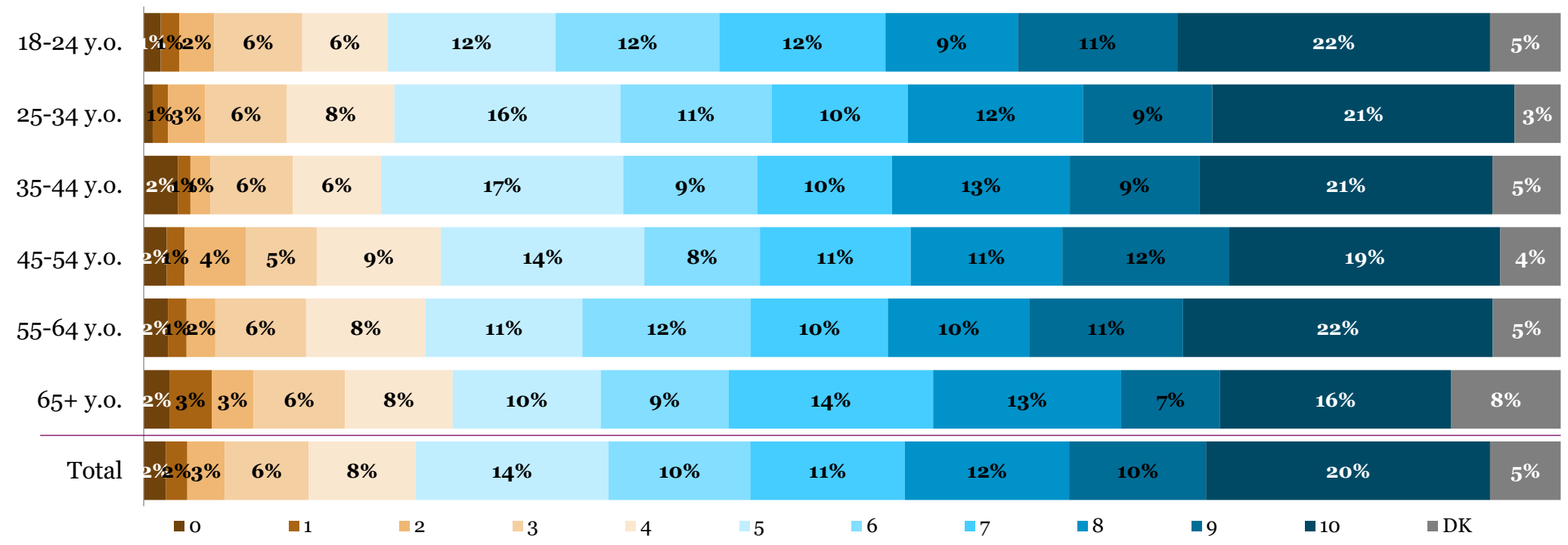


Those who would prefer to sacrifice freedom for greater security and well-being prevail* among those aged 65 y.o. and older (14% vs. 12% among all) although the difference is not statistically significant.

D6. Let me know with which of the statements you agree the most, using 10-point scale, where 0 signifies, that you fully agree with the first statement, and 10 – fully agree with the second one.

For greater security and well-being, one can sacrifice freedom

Freedom cannot be sacrificed, even for greater security and well-being

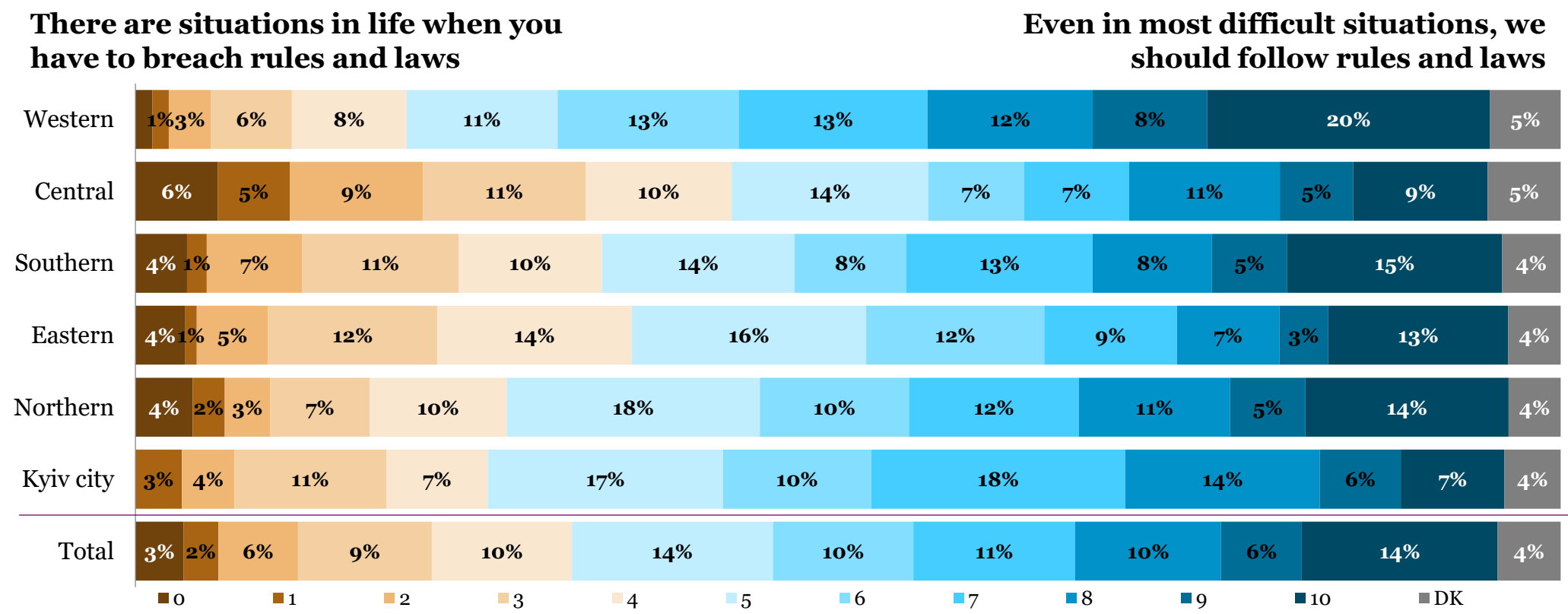


* Answers 0-3 using 10-point scale where 0 signifies «fully agree with the first statement», and 10 – «fully agree with the second one»



Readiness to break the law in some situations is significantly higher* in Central region (31% vs 20% among all). Those who agree that we should follow rules and laws even in most difficult situations prevail** in Western region (53% vs. 41% among all)

D6. Let me know with which of the statements you agree the most, using 10-point scale, where 0 signifies, that you fully agree with the first statement, and 10 – fully agree with the second one.



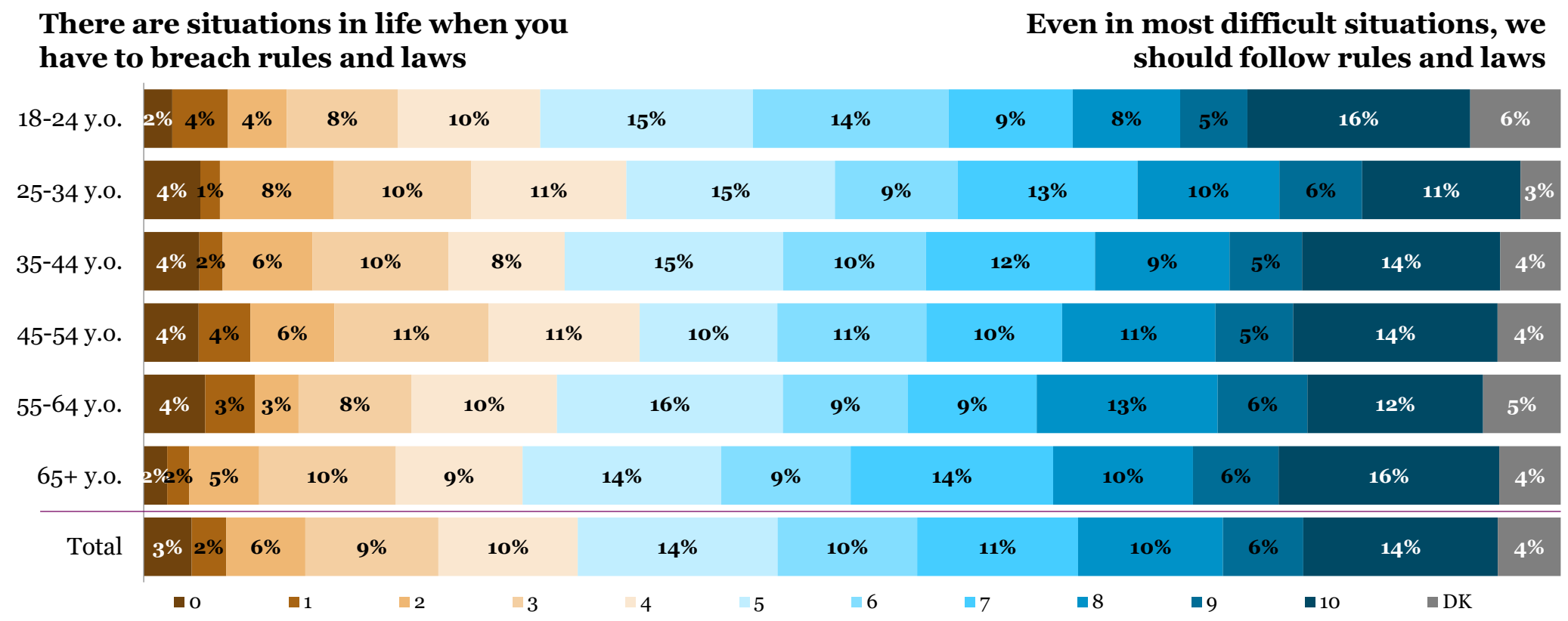
* Answers 0-3 using 10-point scale where 0 signifies «fully agree with the first statement», and 10 – «fully agree with the second one»

** Answers 7-10 using 10-point scale where 0 signifies «fully agree with the first statement», and 10 – «fully agree with the second one»



Those who agree* that we should follow rules even in most difficult situations prevail slightly among people aged 65 y.o. and older (46% vs. 41% among all) although the difference is not statistically significant.

D6. Let me know with which of the statements you agree the most, using 10-point scale, where 0 signifies, that you fully agree with the first statement, and 10 – fully agree with the second one.



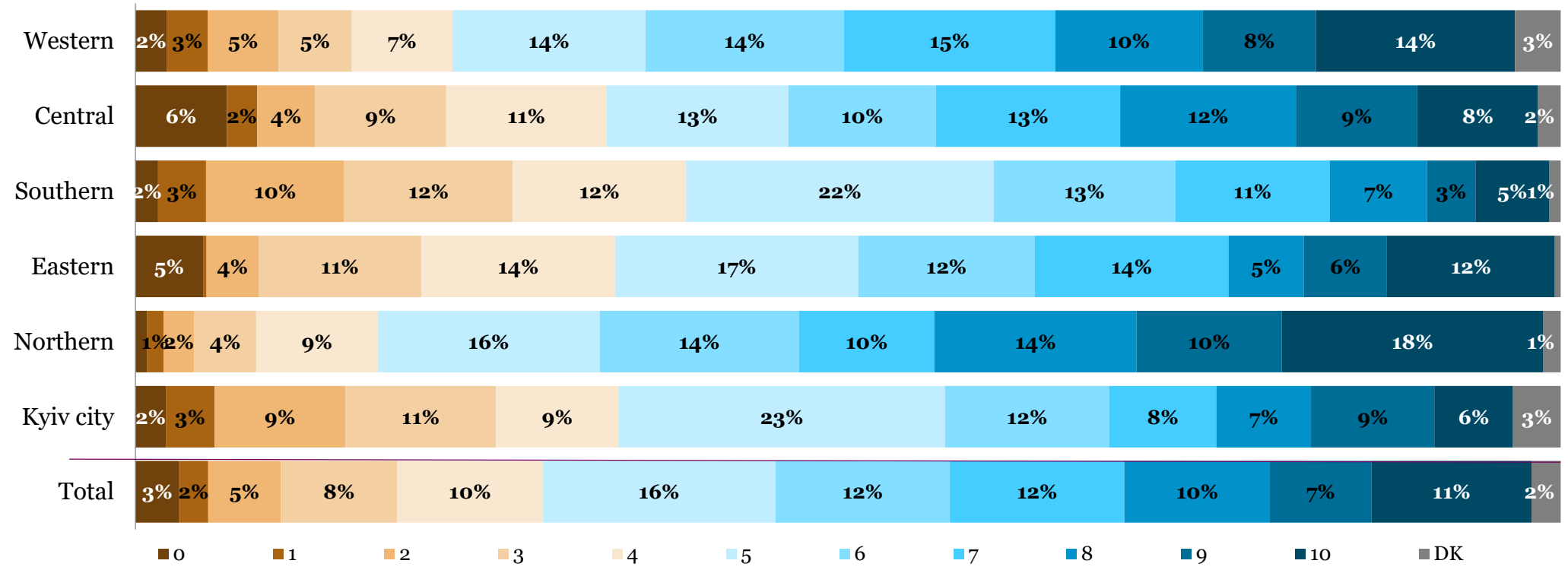
* Answers 7-10 using 10-point scale where 0 signifies «fully agree with the first statement», and 10 – «fully agree with the second one»



The share of those who agree* that most people can be trusted is significantly higher in the South (27% vs. 19% among all). Those who tend to agree** that one should be careful with other people prevail* in the West (47% vs. 40% among all) and in the North (52%).

D6. Let me know with which of the statements you agree the most, using 10-point scale, where 0 signifies, that you fully agree with the first statement, and 10 – fully agree with the second one.

Most people can be trusted **You have to be really careful with everyone**



* Answers 0-3 using 10-point scale where 0 signifies «fully agree with the first statement», and 10 – «fully agree with the second one»

** Answers 7-10 using 10-point scale where 0 signifies «fully agree with the first statement», and 10 – «fully agree with the second one»

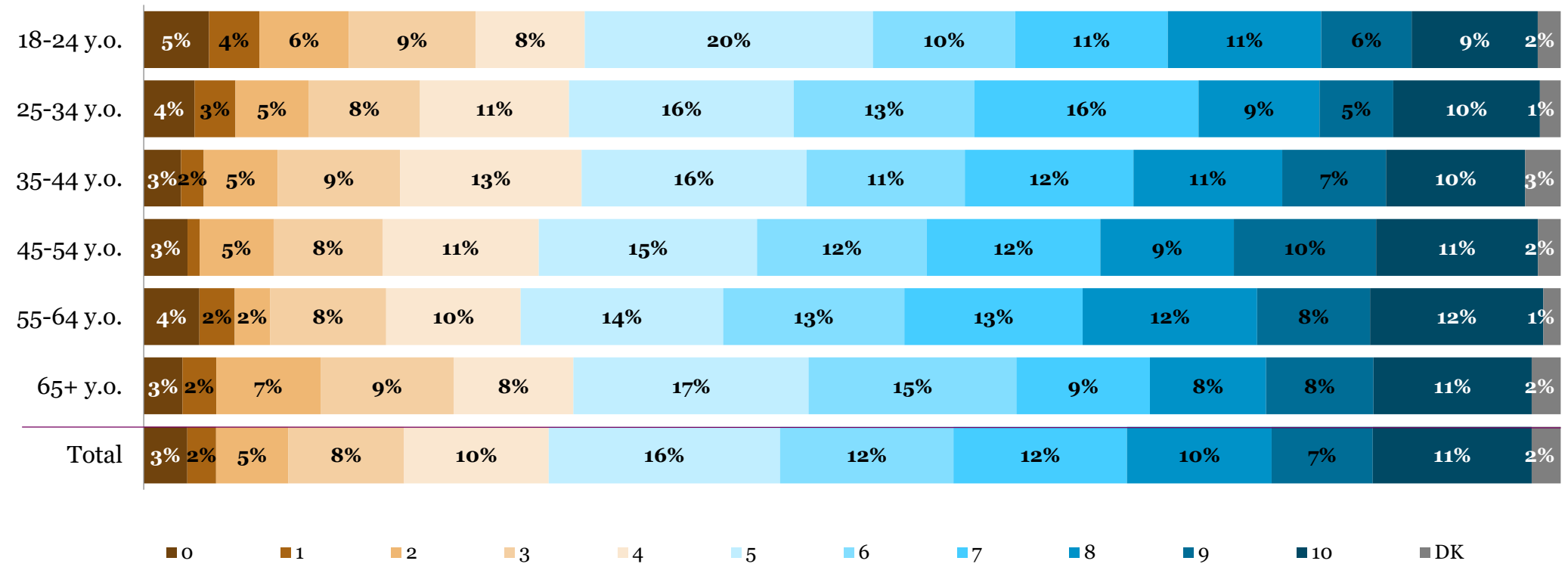


People aged 18-24 y.o. and 65+ y.o. tend to share* the opinion that most people can be trusted to greater extent (24% and 21%, respectively, vs. 18% among all)

D6. Let me know with which of the statements you agree the most, using 10-point scale, where 0 signifies, that you fully agree with the first statement, and 10 – fully agree with the second one.

Most people can be trusted

You have to be really careful with everyone



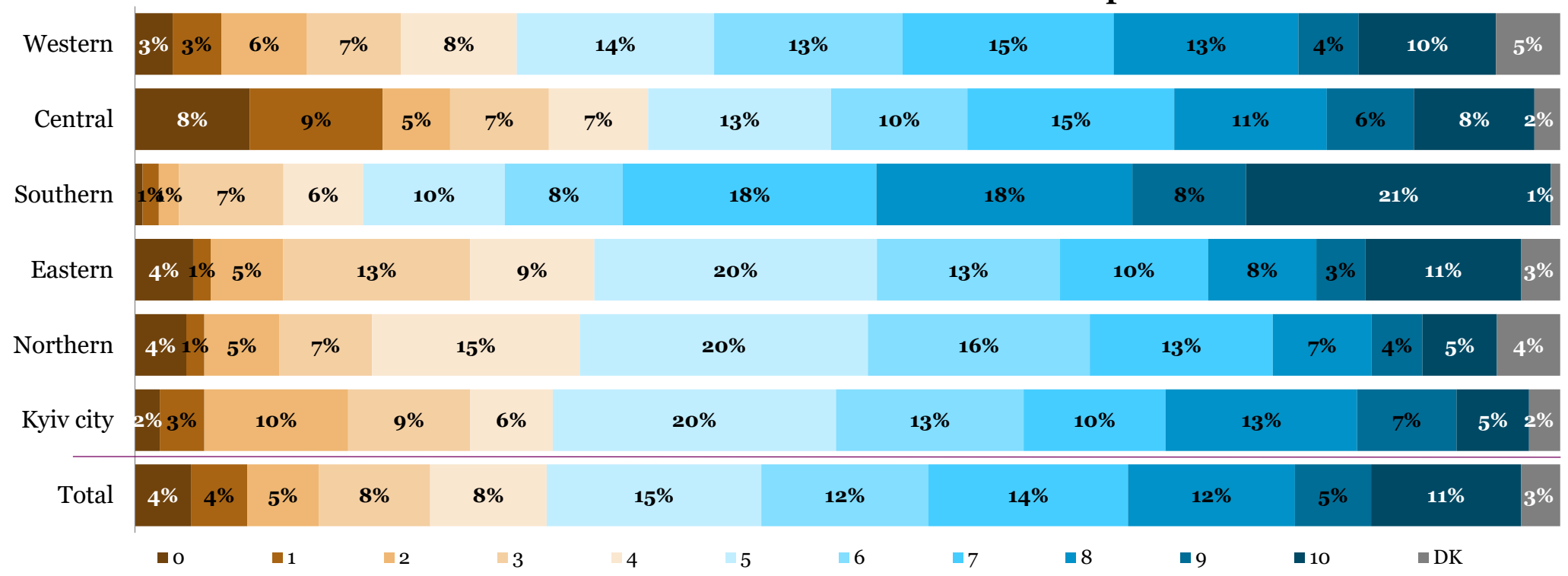
* Answers 0-3 using 10-point scale where 0 signifies «fully agree with the first statement», and 10 – «fully agree with the second one»



Those who tend to rather agree that hard work leads to a better life prevail* in Central region (29% vs 21% among all). The share of those who agree** that success depends on luck and connections is significantly higher in the South (65% vs. 42% among all), and lower in the North (29%).

D6. Let me know with which of the statements you agree the most, using 10-point scale, where 0 signifies, that you fully agree with the first statement, and 10 – fully agree with the second one.

Eventually, hard work leads to a better life **As a rule, hard work does not bring success, success depends on luck and connections**



* Answers 0-3 using 10-point scale where 0 signifies «fully agree with the first statement», and 10 – «fully agree with the second one»

** Answers 7-10 using 10-point scale where 0 signifies «fully agree with the first statement», and 10 – «fully agree with the second one»

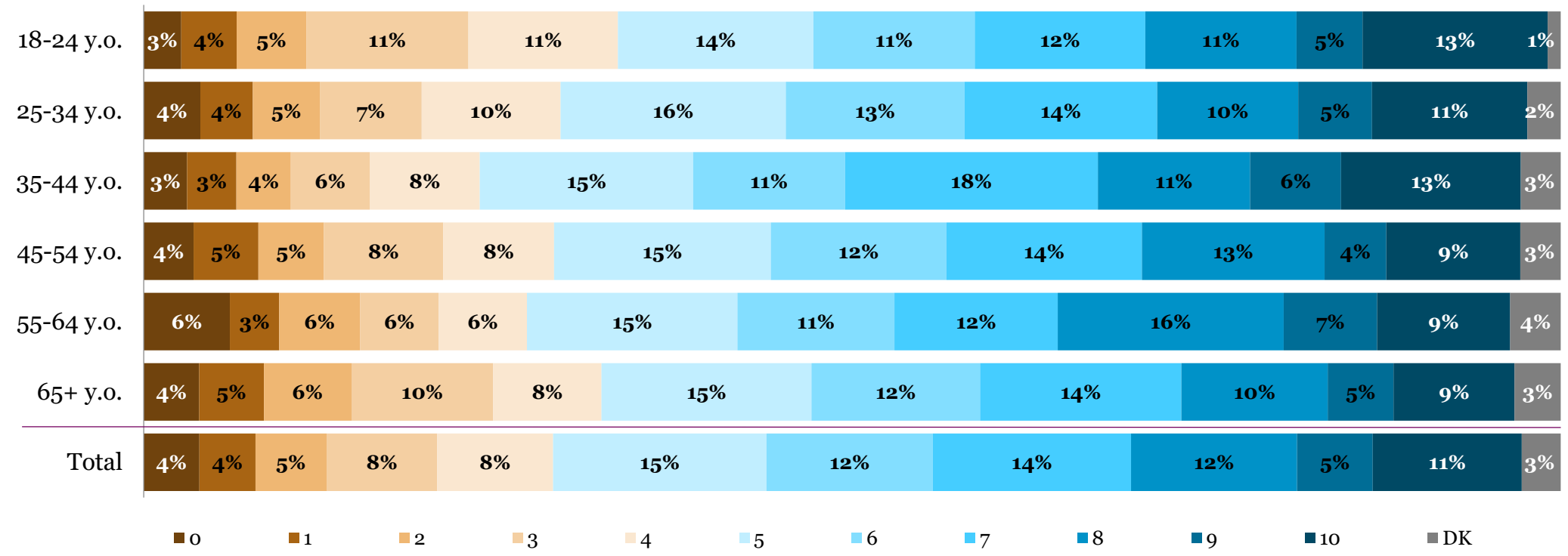


Opinion that hard work leads to a better life is more popular* in the group of those aged 65+ y.o. (25% vs 21% among all). The share of those who agree** that success depends on luck and connections is significantly higher among those aged 35-44 y.o. (48% vs 42% among all).

D6. Let me know with which of the statements you agree the most, using 10-point scale, where 0 signifies, that you fully agree with the first statement, and 10 – fully agree with the second one.

Eventually, hard work leads to a better life

As a rule, hard work does not bring success, success depends on luck and connections



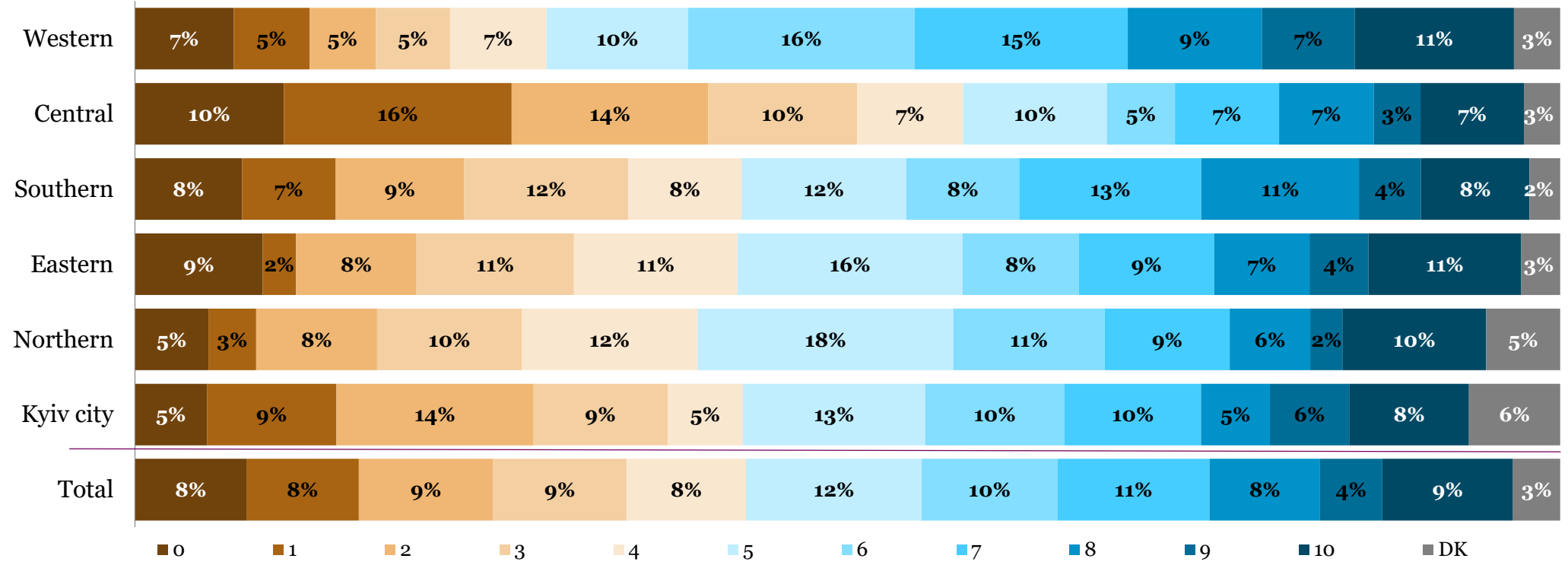
* Answers 0-3 using 10-point scale where 0 signifies «fully agree with the first statement», and 10 – «fully agree with the second one»

** Answers 7-10 using 10-point scale where 0 signifies «fully agree with the first statement», and 10 – «fully agree with the second one»



Those who tend to agree that fixed set of responsibilities is better for them prevail* in Central region (50% vs. 34% among all). The share of those who agree** that it is better to define for themselves how to act is significantly higher in the West (42% vs 32% among all).

D6. Let me know with which of the statements you agree the most, using 10-point scale, where 0 signifies, that you fully agree with the first statement, and 10 – fully agree with the second one.
It is better for me to have a fixed set of responsibilities when I am responsible for certain work **For me, it is better to define for myself how to act and take on full responsibility for the result**



* Answers 0-3 using 10-point scale where 0 signifies «fully agree with the first statement», and 10 – «fully agree with the second one»

** Answers 7-10 using 10-point scale where 0 signifies «fully agree with the first statement», and 10 – «fully agree with the second one»

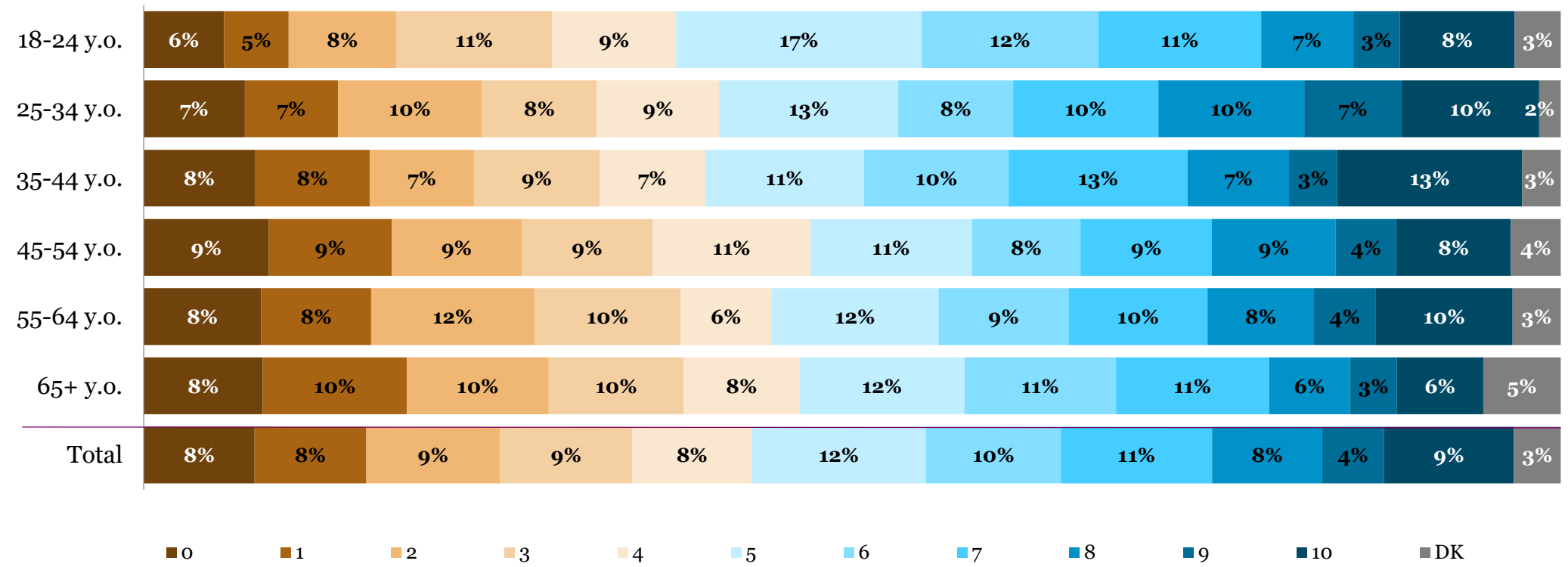


The share of those who agree* that it is better for themselves to have a fixed set of responsibilities is higher among those aged 65 y.o. and older (38% vs 34% among all). Those aged 25-34 y.o. prefer** to define for themselves how to act taking on full responsibility for the result (37% vs. 32% among all)

D6. Let me know with which of the statements you agree the most, using 10-point scale, where 0 signifies, that you fully agree with the first statement, and 10 – fully agree with the second one.

It is better for me to have a fixed set of responsibilities when I am responsible for certain work

For me, it is better to define for myself how to act and take on full responsibility for the result



* Answers 0-3 using 10-point scale where 0 signifies «fully agree with the first statement», and 10 – «fully agree with the second one»

** Answers 7-10 using 10-point scale where 0 signifies «fully agree with the first statement», and 10 – «fully agree with the second one»

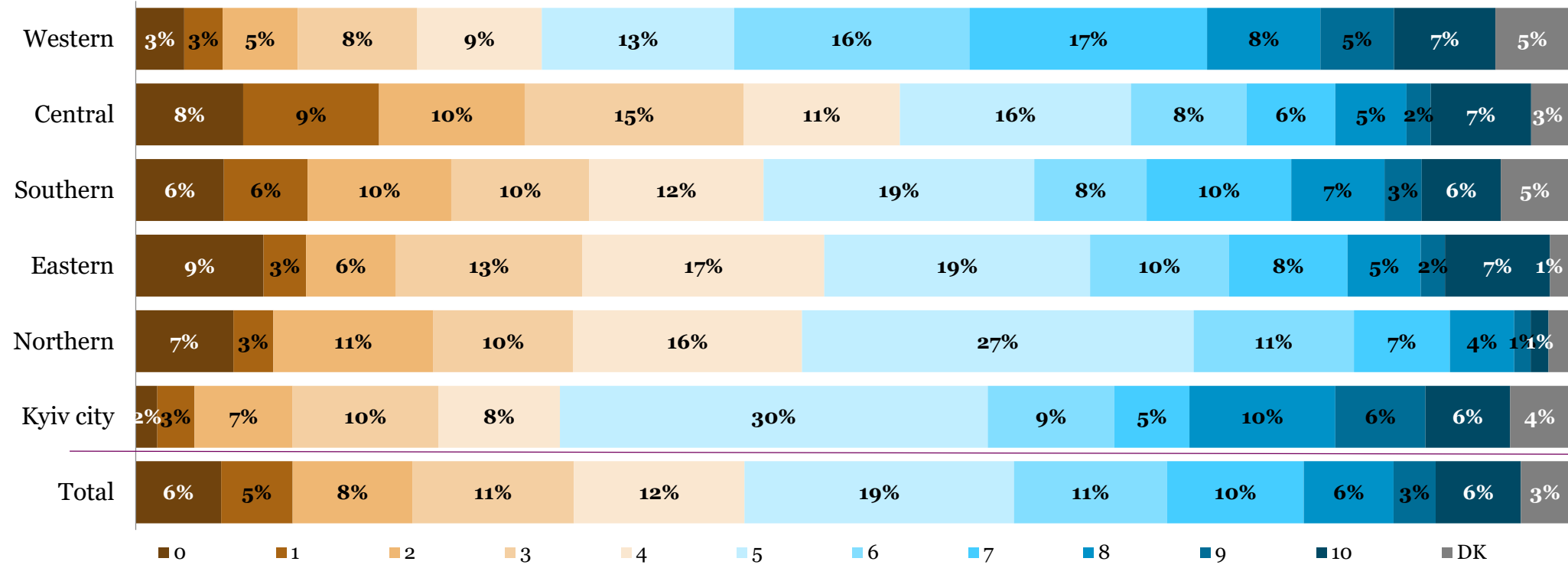


Opinion that one should take care of own interests prevails* in Central region (42% vs. 30% among all). In contrary, opinion that everyone should take care of mutual interests is significantly more popular in the West (37% vs. 25% among all).

D6. Let me know with which of the statements you agree the most, using 10-point scale, where 0 signifies, that you fully agree with the first statement, and 10 – fully agree with the second one.

These days one should take care of his/her own interests, without paying attention to others

Everyone should take care of mutual interests these days



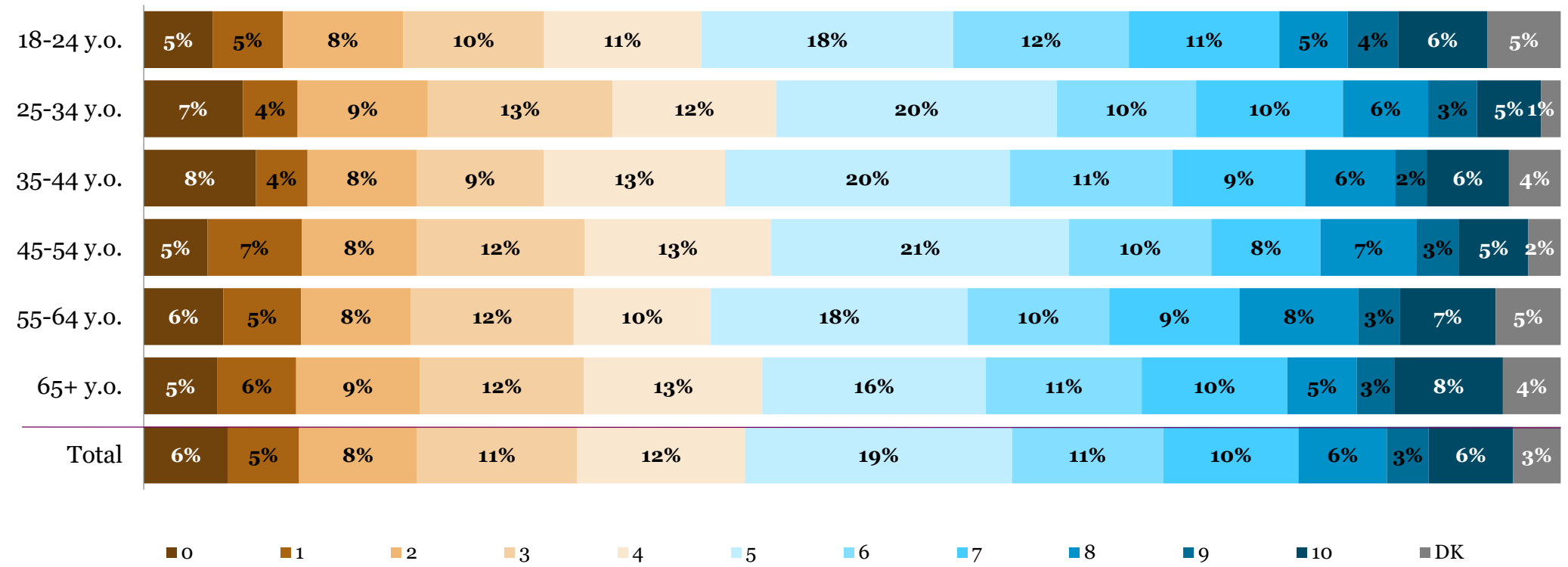
* Answers 0-3 using 10-point scale where 0 signifies «fully agree with the first statement», and 10 – «fully agree with the second one»

** Answers 7-10 using 10-point scale where 0 signifies «fully agree with the first statement», and 10 – «fully agree with the second one»



Opinion that one should take care of own interests prevails* slightly among those aged 25-34 y.o. (33% vs. 30% among all).

D6. Let me know with which of the statements you agree the most, using 10-point scale, where 0 signifies, that you fully agree with the first statement, and 10 – fully agree with the second one.
These days one should take care of his/her own interests, without paying attention to others **Everyone should take care of mutual interests these days**



* Answers 0-3 using 10-point scale where 0 signifies «fully agree with the first statement», and 10 – «fully agree with the second one»

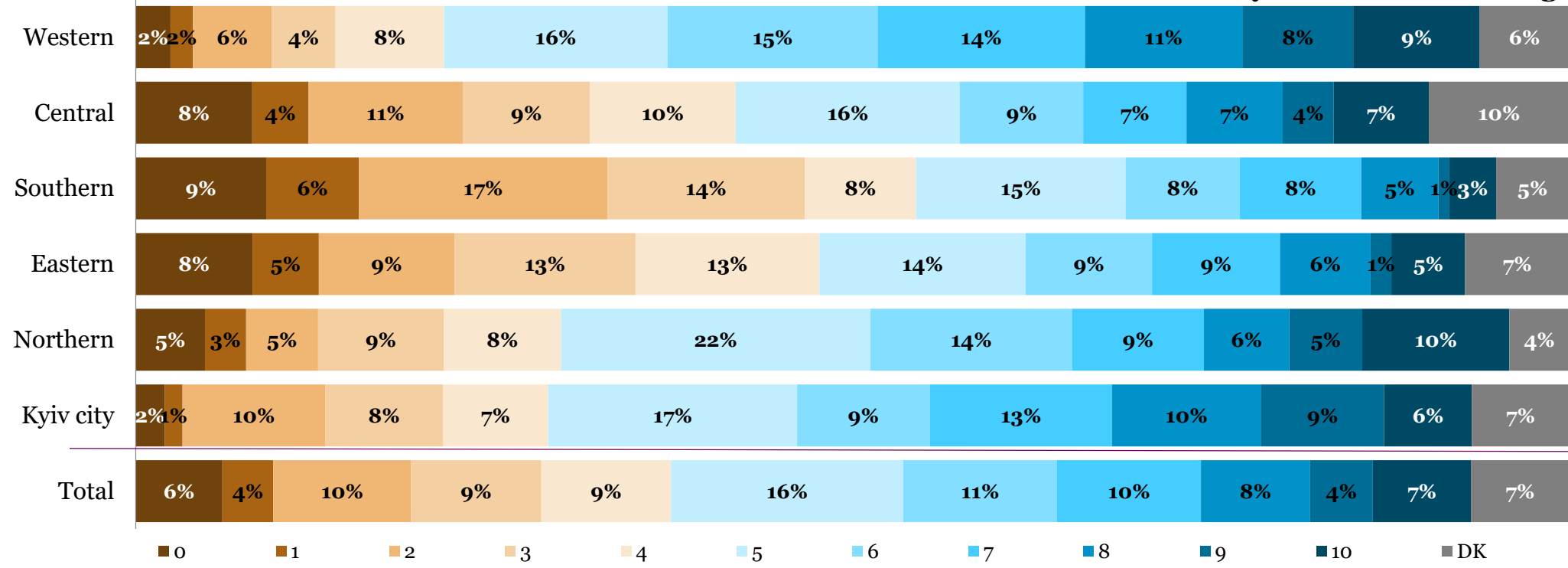


Opinion that people can become rich only at the expense of others prevail* in Southern region (46% vs. 29% among all) and East (35%). Those who agree** that everyone can have enough due to increase of social wealth is significantly higher in Western region (42% vs. 29% among all) and Kyiv city (38%).

D6. Let me know with which of the statements you agree the most, using 10-point scale, where 0 signifies, that you fully agree with the first statement, and 10 – fully agree with the second one.

People can become rich only at the expense of others

Social wealth can increase to such an extent that everyone will have enough



* Answers 0-3 using 10-point scale where 0 signifies «fully agree with the first statement», and 10 – «fully agree with the second one»

** Answers 7-10 using 10-point scale where 0 signifies «fully agree with the first statement», and 10 – «fully agree with the second one»

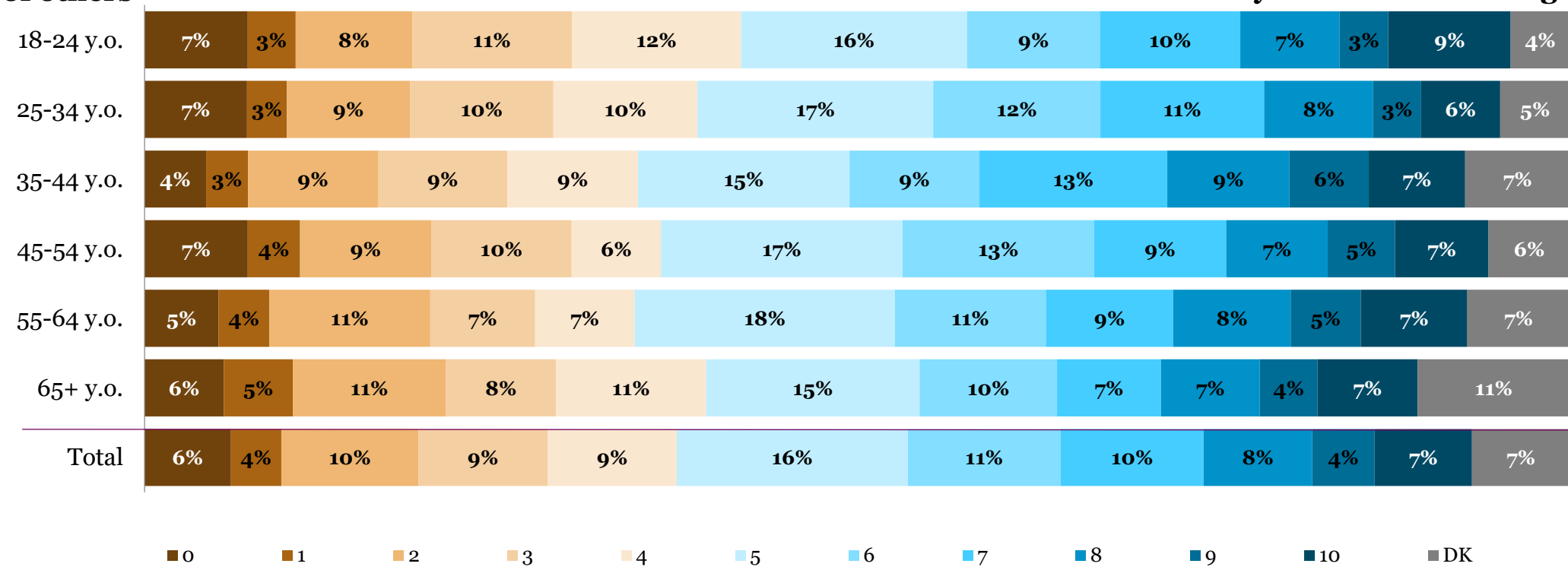


Opinion that everyone can have enough due to increase of social wealth is more popular among people aged 35-44 y.o. (35% vs. 29% among all).

D6. Let me know with which of the statements you agree the most, using 10-point scale, where 0 signifies, that you fully agree with the first statement, and 10 – fully agree with the second one.

People can become rich only at the expense of others

Social wealth can increase to such an extent that everyone will have enough

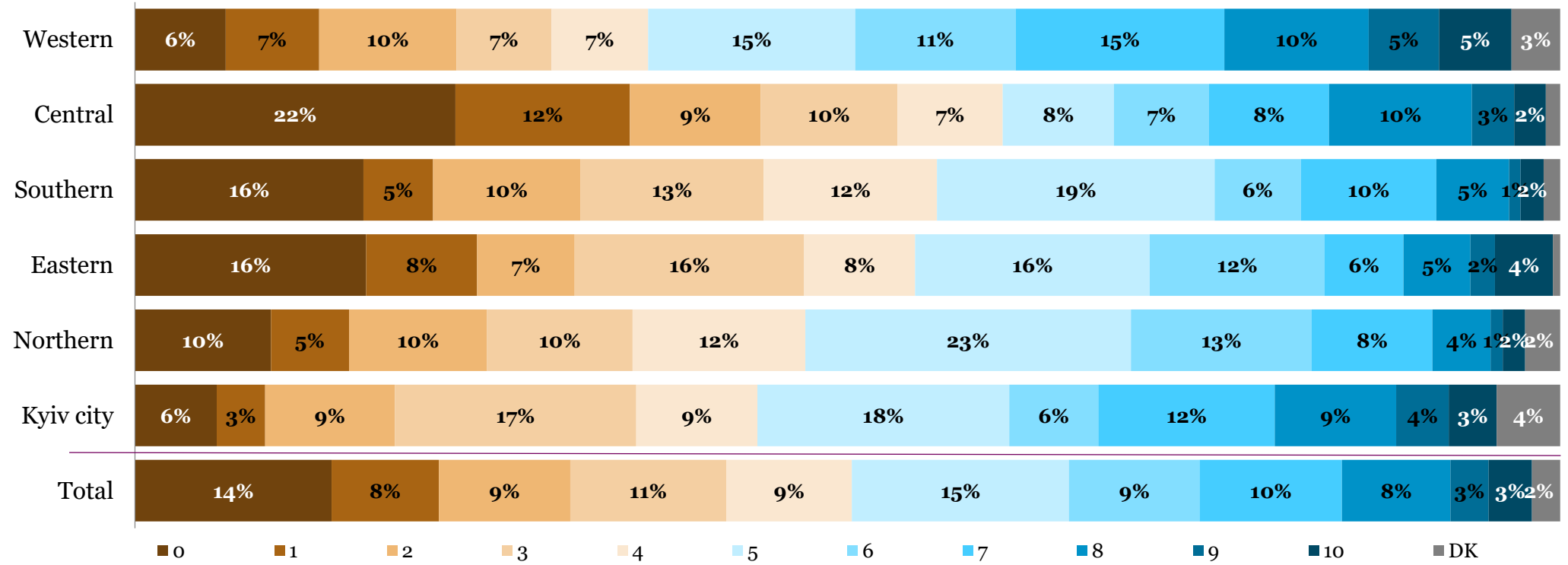


* Answers 7-10 using 10-point scale where 0 signifies «fully agree with the first statement», and 10 – «fully agree with the second one»



Those who think that the state should be responsible for everyone’s well-being prevail* in Southern region (53% vs. 42% among all). The share of those who agree** that people should be responsible for their well-being themselves is higher the West (35% vs. 24% among all).

D6. Let me know with which of the statements you agree the most, using 10-point scale, where 0 signifies, that you fully agree with the first statement, and 10 – fully agree with the second one.
The state should be responsible for everyone’s well-being **People should be responsible for their well-being themselves**



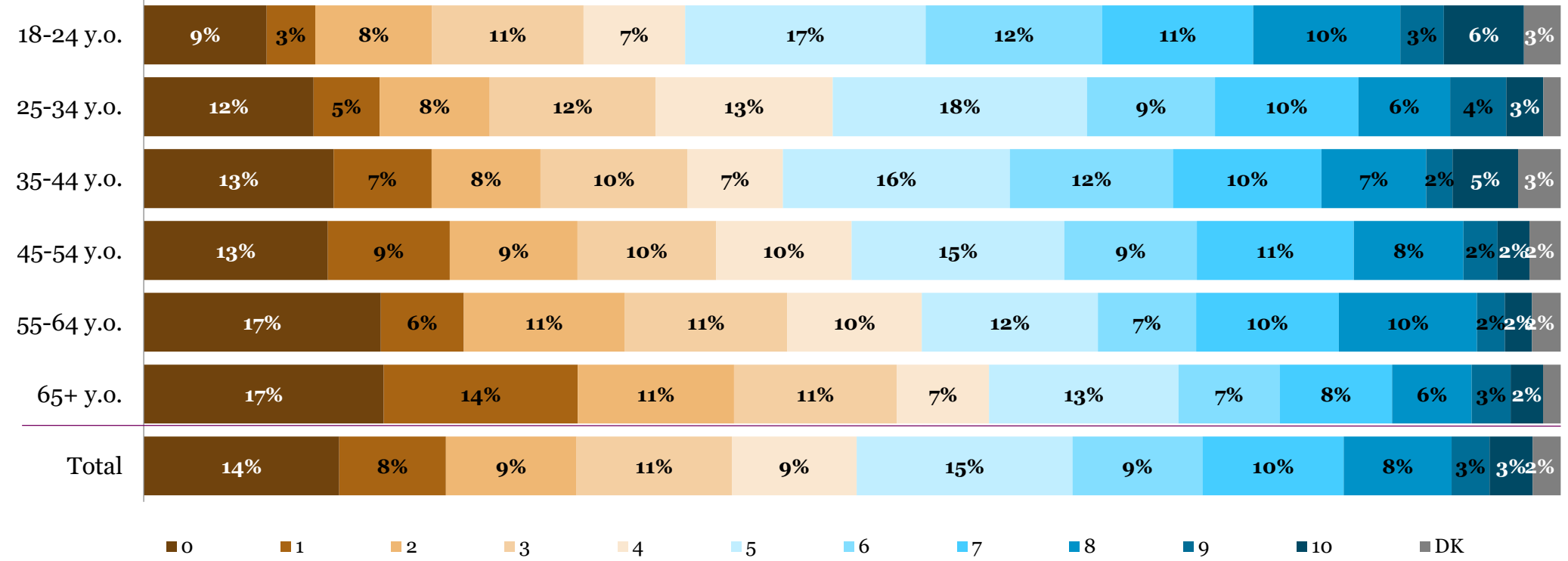
* Answers 0-3 using 10-point scale where 0 signifies «fully agree with the first statement», and 10 – «fully agree with the second one»

** Answers 7-10 using 10-point scale where 0 signifies «fully agree with the first statement», and 10 – «fully agree with the second one»



Those who tend to agree* that the state should be responsible for everyone’s well-being prevail* among people aged 65 y.o. and older (53% vs. 42% among all). Opinion that people should be responsible for their well-being themselves** is more popular among aged 18-24 y.o. (30% vs. 24% among all)

D6. Let me know with which of the statements you agree the most, using 10-point scale, where 0 signifies, that you fully agree with the first statement, and 10 – fully agree with the second one.
The state should be responsible for everyone’s well-being **People should be responsible for their well-being themselves**



* Answers 0-3 using 10-point scale where 0 signifies «fully agree with the first statement», and 10 – «fully agree with the second one»

** Answers 7-10 using 10-point scale where 0 signifies «fully agree with the first statement», and 10 – «fully agree with the second one»

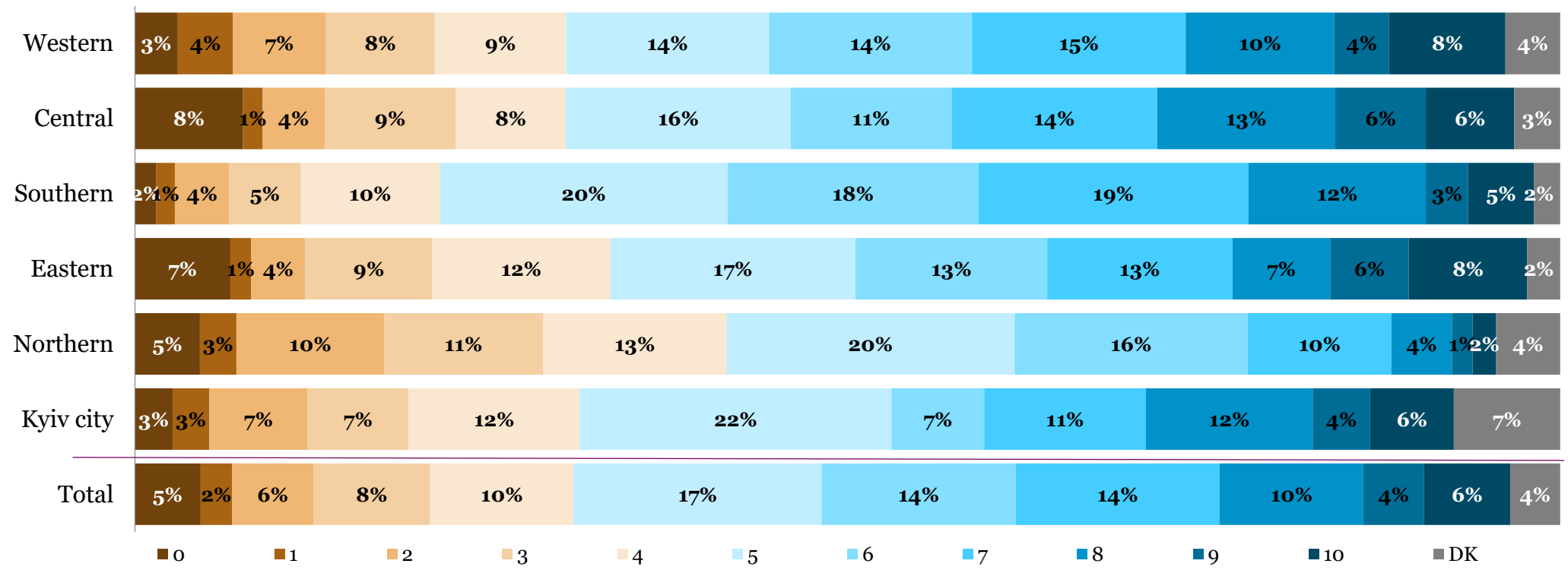


Those who tend to agree* that earnings should be equal prevail in the North (29% vs. 21% among all). The share of those who agree** that differences in income are needed for stimulating initiative and individual effort is significantly higher in Central region (39% vs. 34% among all).

D6. Let me know with which of the statements you agree the most, using 10-point scale, where 0 signifies, that you fully agree with the first statement, and 10 – fully agree with the second one.

Earnings should be equal

Differences in income are needed for stimulating initiative and individual effort



* Answers 0-3 using 10-point scale where 0 signifies «fully agree with the first statement», and 10 – «fully agree with the second one»

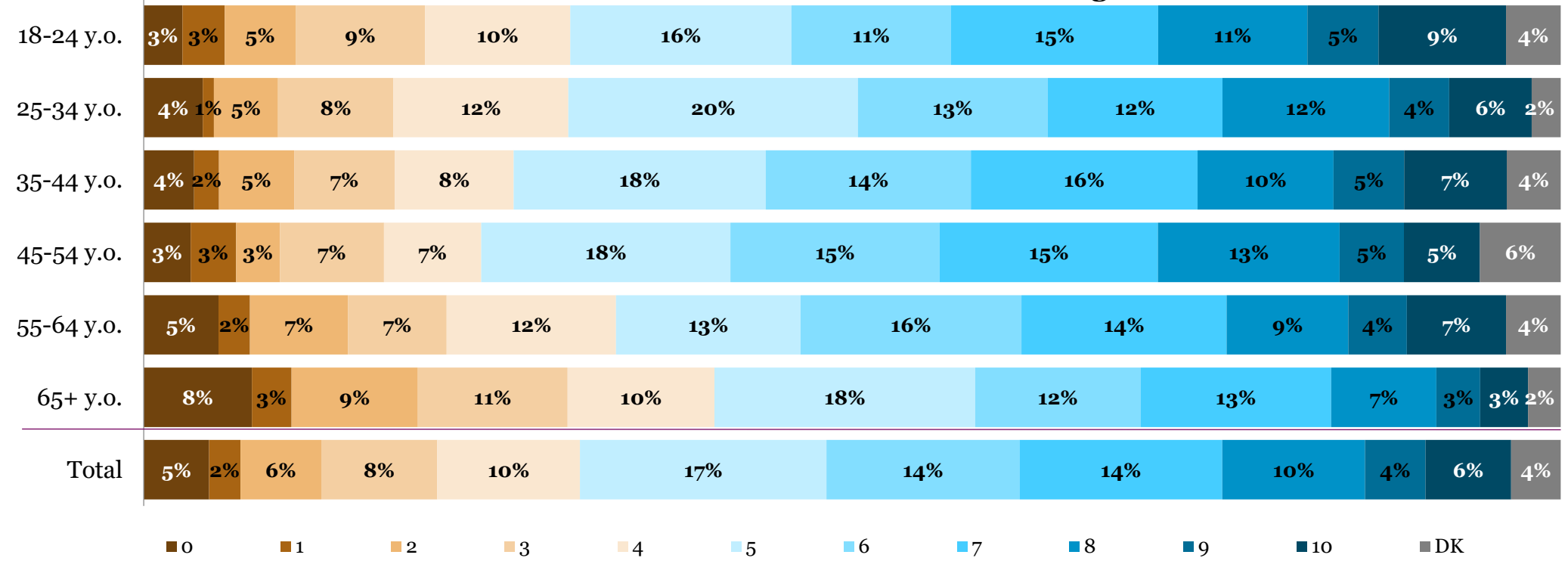
** Answers 7-10 using 10-point scale where 0 signifies «fully agree with the first statement», and 10 – «fully agree with the second one»



Opinion that earnings should be equal prevails* among people aged 65 y.o. and older (31% vs. 21% among all). Those who think** that differences in income are needed for stimulating initiative and individual effort are overrepresented among the age group 18-24 y.o. (40% vs. 34% among all).

D6. Let me know with which of the statements you agree the most, using 10-point scale, where 0 signifies, that you fully agree with the first statement, and 10 – fully agree with the second one.

Earnings should be equal **Differences in income are needed for stimulating initiative and individual effort**



* Answers 0-3 using 10-point scale where 0 signifies «fully agree with the first statement», and 10 – «fully agree with the second one»

** Answers 7-10 using 10-point scale where 0 signifies «fully agree with the first statement», and 10 – «fully agree with the second one»

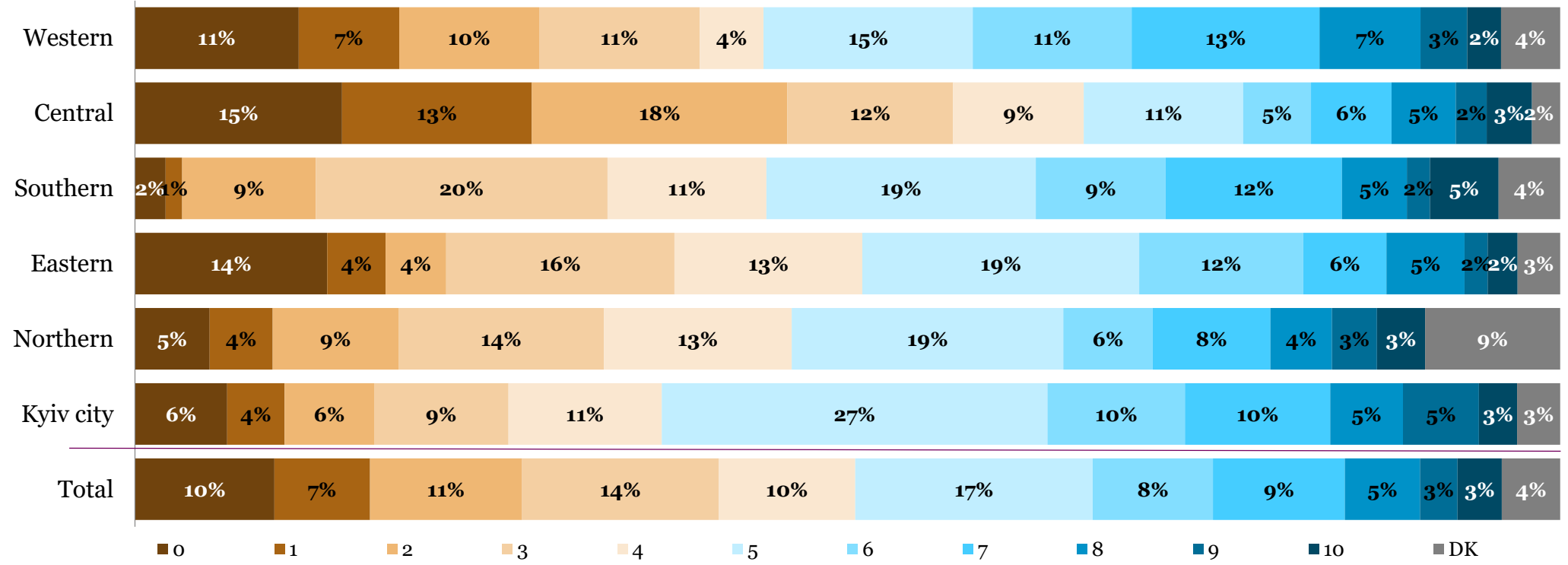


Those who tend to agree* that competition is good prevail in Central region (58% vs. 42% among all), and underrepresented in the Kyiv city (25%) and in the South (32%). The share of those who think** that competition is harmful is significantly higher in Western region (25% vs. 20% among all).

D6. Let me know with which of the statements you agree the most, using 10-point scale, where 0 signifies, that you fully agree with the first statement, and 10 – fully agree with the second one.

Competition is good. It stimulates people to work hard and develop new ideas

Competition is harmful. It brings out the worst in people



* Answers 0-3 using 10-point scale where 0 signifies «fully agree with the first statement», and 10 – «fully agree with the second one»

** Answers 7-10 using 10-point scale where 0 signifies «fully agree with the first statement», and 10 – «fully agree with the second one»

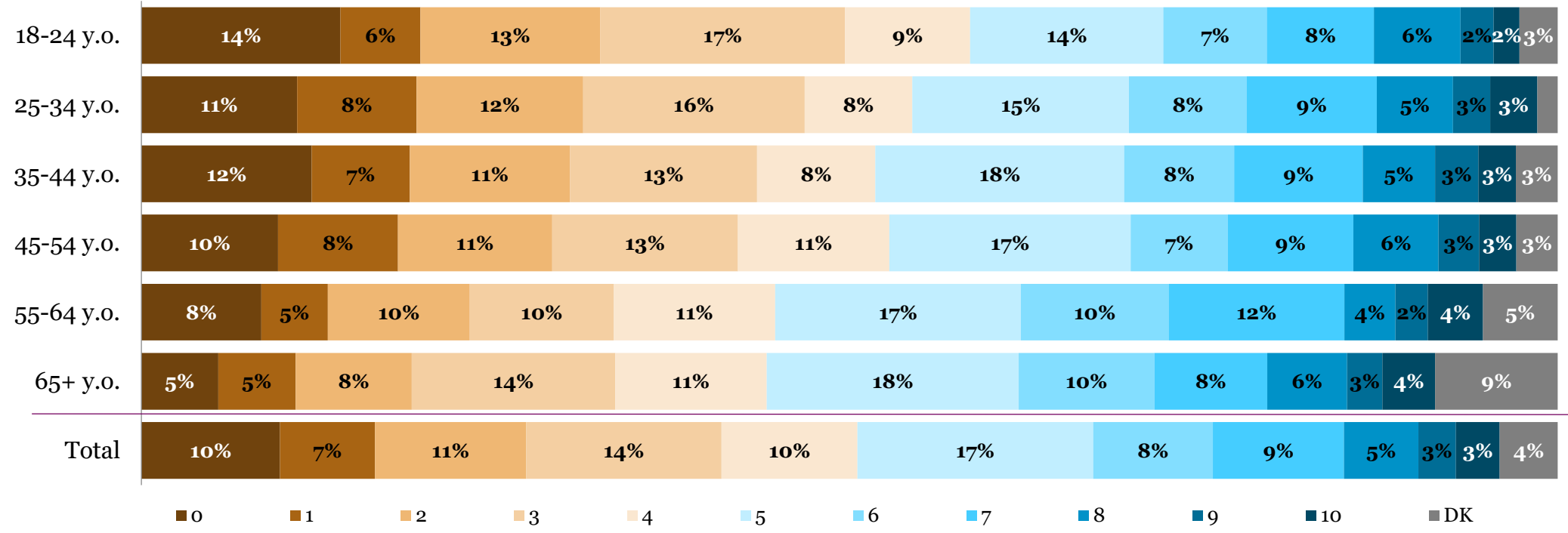


Opinion that competition is good prevails* among 18-24 y.o. age group (50% vs. 42% among all). The share of those who think** that competition is harmful is slightly higher among people aged 55-64 y.o. (22% vs. 20% among all) but the difference is not significant.

D6. Let me know with which of the statements you agree the most, using 10-point scale, where 0 signifies, that you fully agree with the first statement, and 10 – fully agree with the second one.

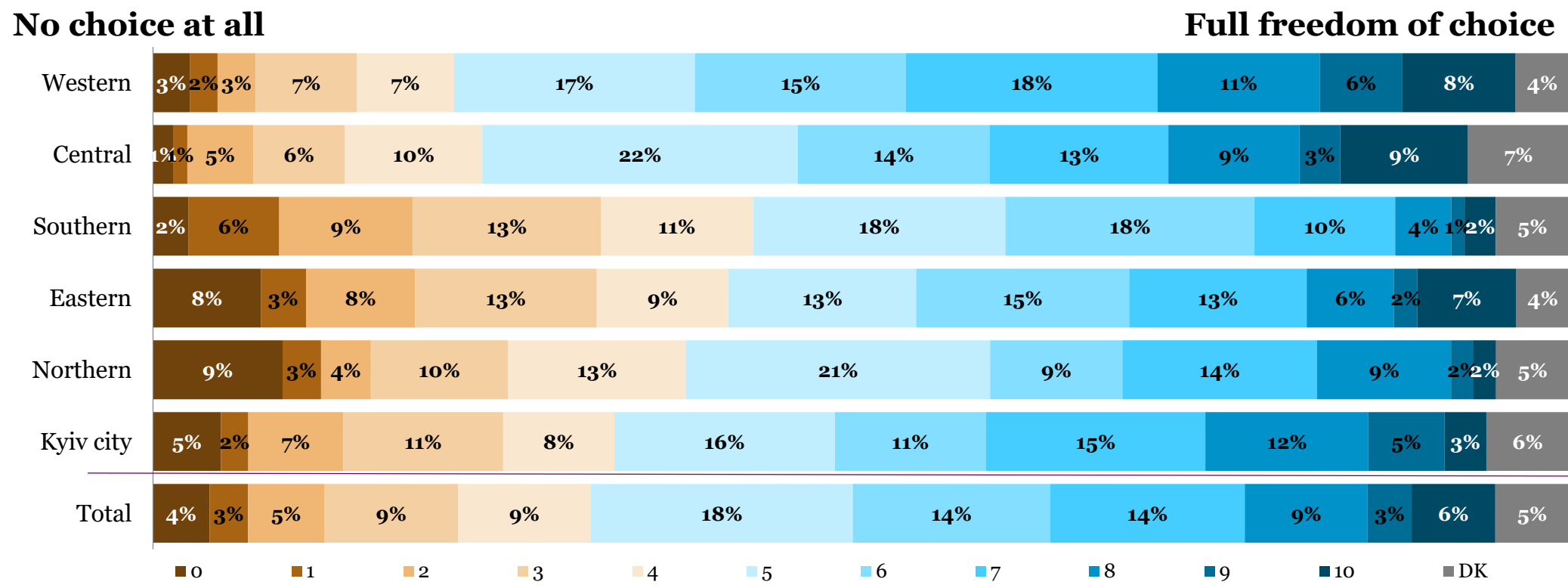
Competition is good. It stimulates people to work hard and develop new ideas

Competition is harmful. It brings out the worst in people



The share of those who think* that they have no choice is higher in the East (32% vs. 21% among all), and in the South (30%). Opinion about full freedom of choice is significantly more popular** in Western region (43% vs. 32% among all)

D7. Using the scale where 0 means “no choice at all” to 10 – “full freedom of choice”, determine to what extent you are free to choose and in control of your life..



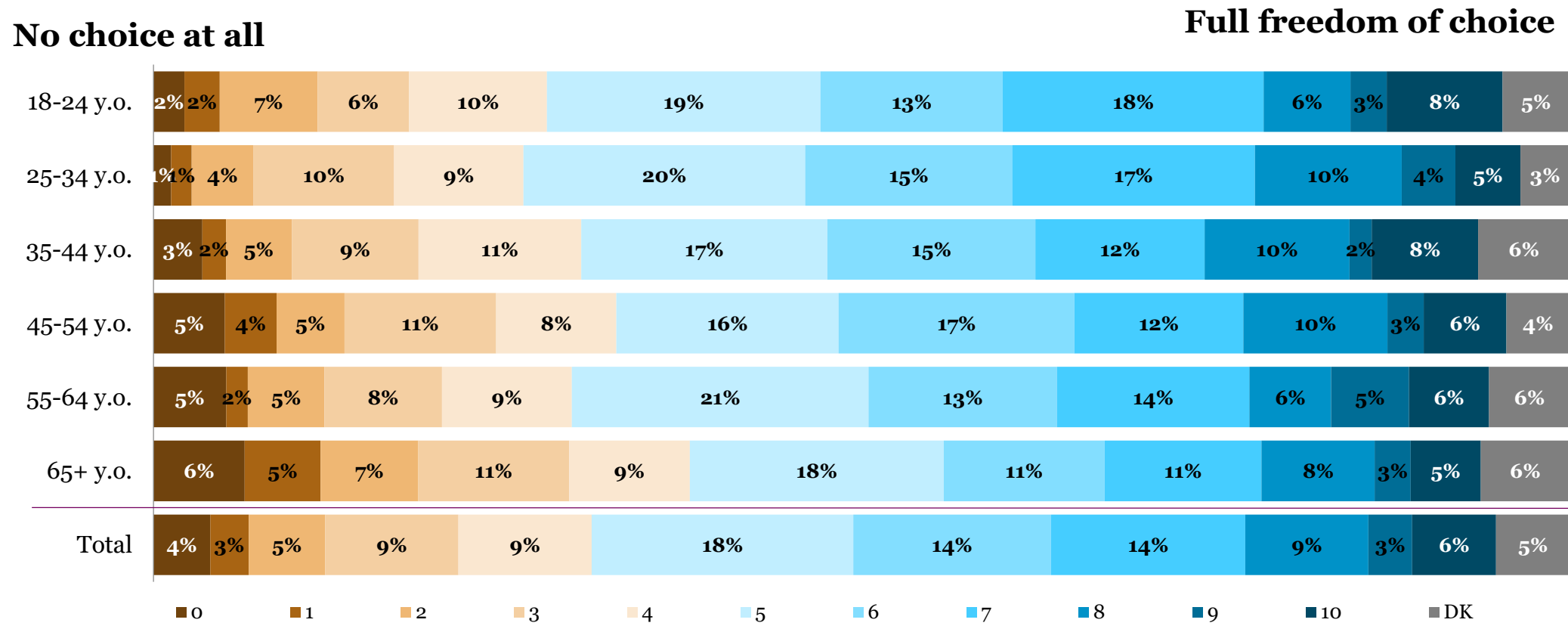
* Answers 0-3 using 10-point scale where 0 signifies «fully agree with the first statement», and 10 – «fully agree with the second one»

** Answers 7-10 using 10-point scale where 0 signifies «fully agree with the first statement», and 10 – «fully agree with the second one»



Those who agree that they have no choice at all prevail* among 65 y.o. and older (29% vs. 21% among all)

D7. Using the scale where 0 means “no choice at all” to 10 – “full freedom of choice”, determine to what extent you are free to choose and in control of your life..

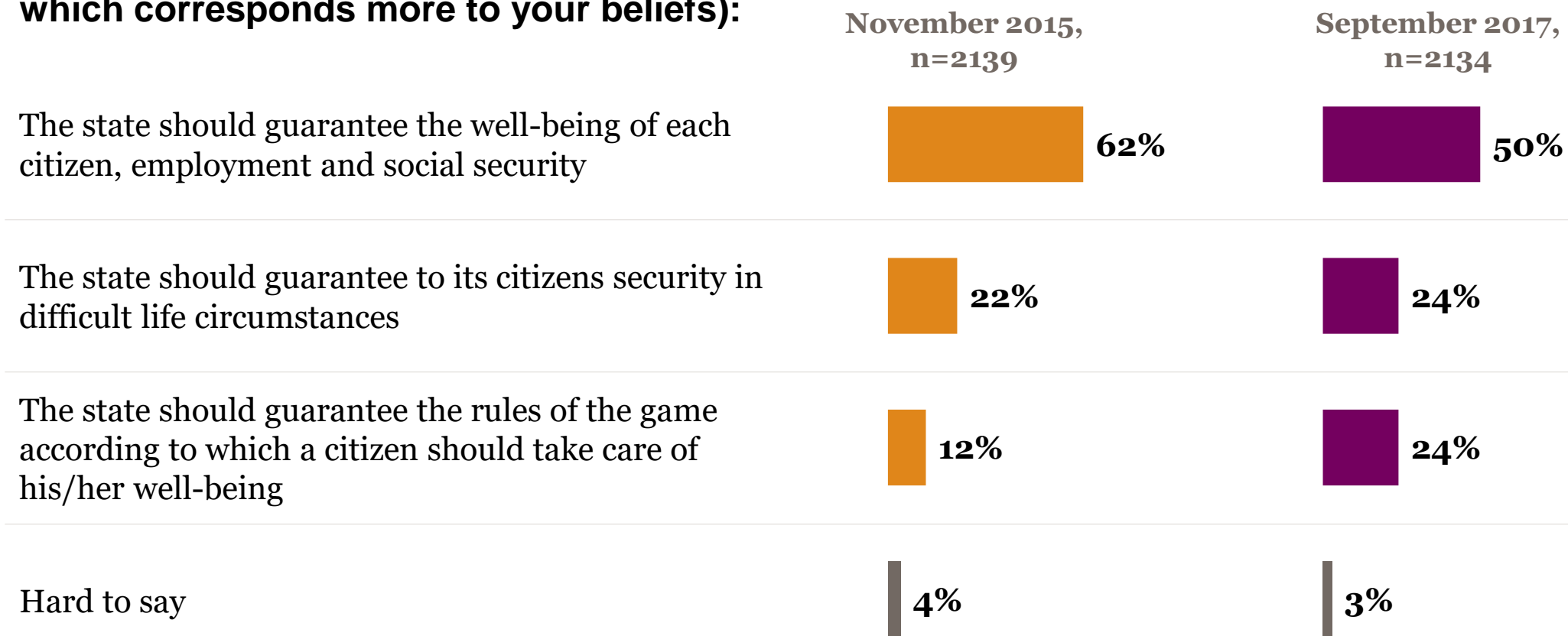


* Answers 0-3 using 10-point scale where 0 signifies «fully agree with the first statement», and 10 – «fully agree with the second one»



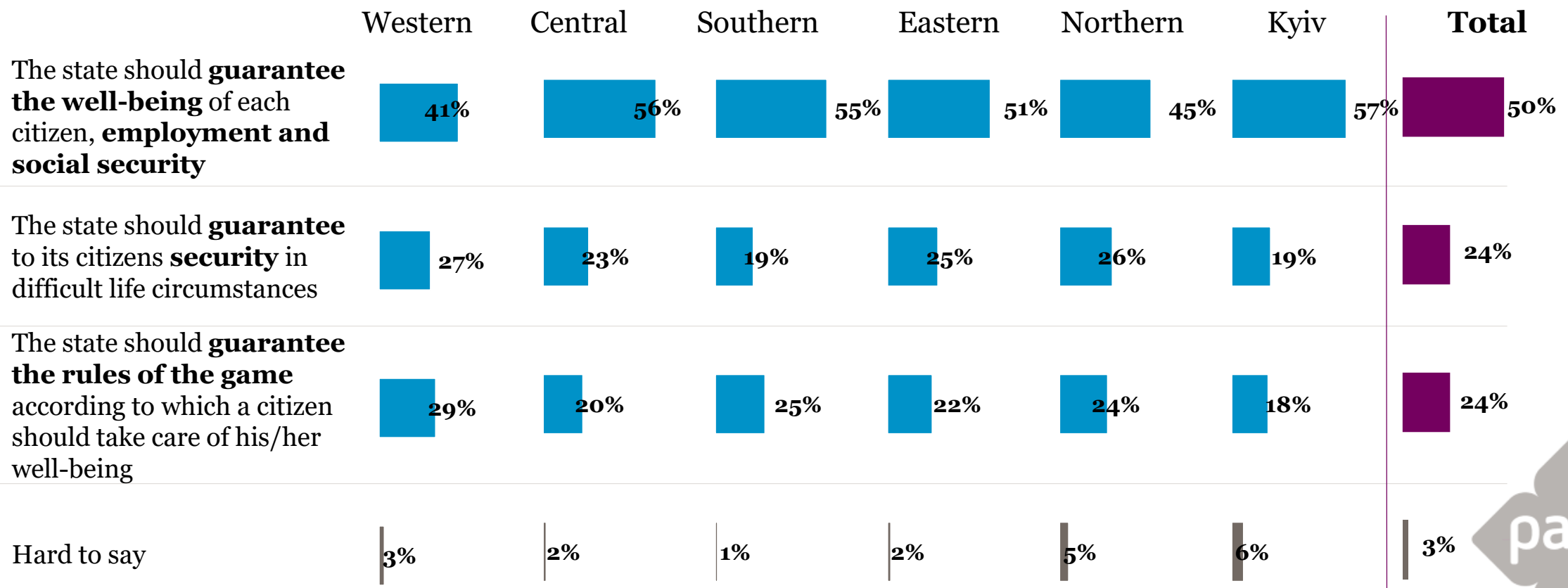
A half of the population tend to believe that the state should guarantee the well-being of each citizen, employment and social security, although the share of people who think in such way declined during the last two years (from 62% in 2015 to 50% in 2017). At the same time, the share of those who prefer the state to guarantee the rules of the game increased (from 12% to 24%, respectively)

D8. With which of the following statements do you tend to agree more (please choose one option which corresponds more to your beliefs):



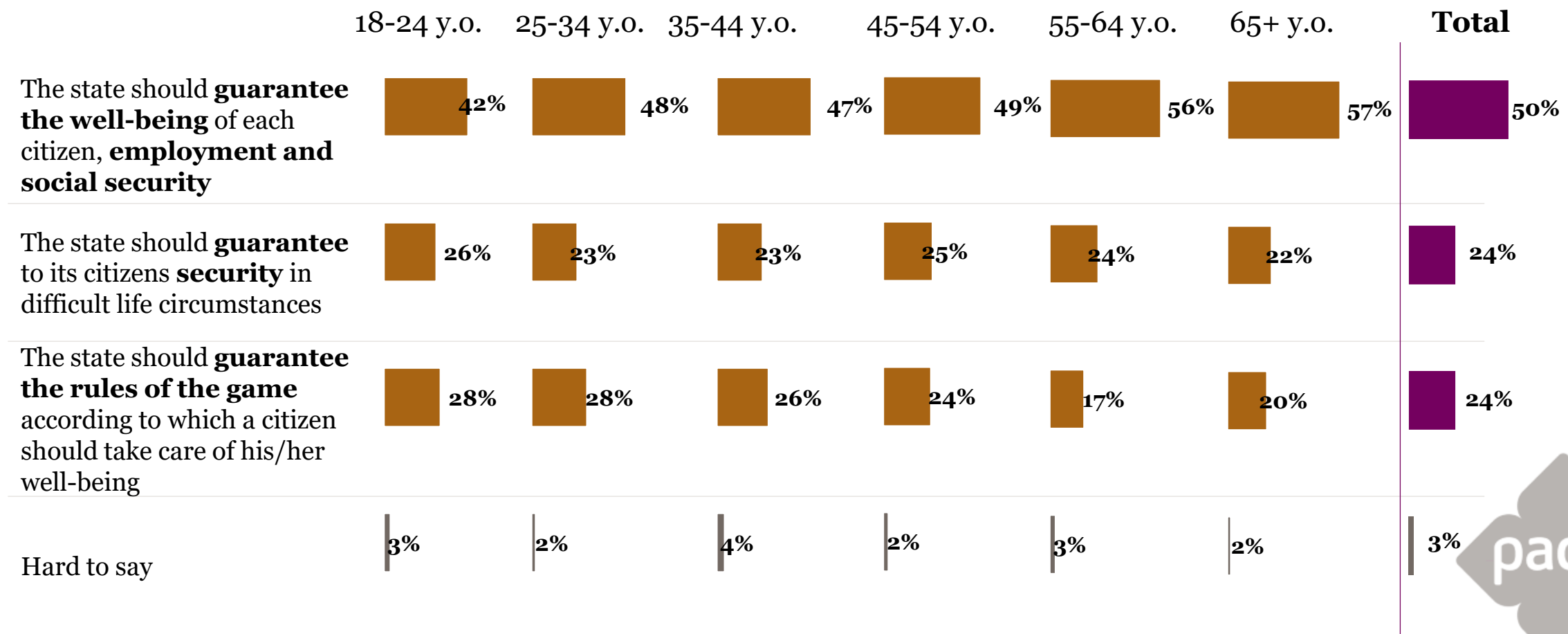
The relative majority of residents in all regions tend to prefer the opinion that the state should guarantee everything of each citizen, and residents of the Central region tend to choose this statement more often. In the West, people more often think that the state should guarantee the rules of the game

D8. With which of the following statements do you tend to agree more (please choose one option which corresponds more to your beliefs) (% by regions)



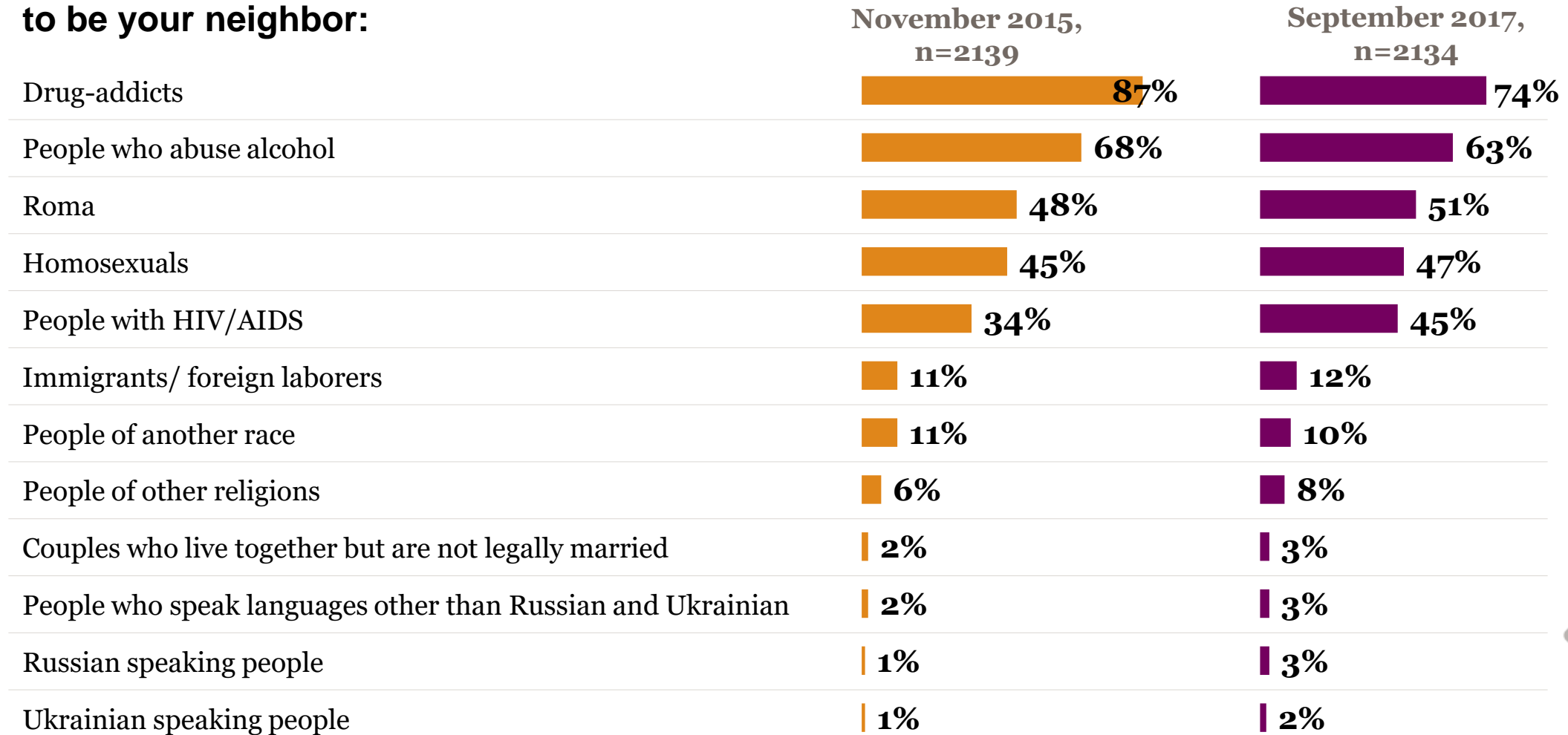
People aged 65 y.o. and older significantly more often tend to prefer that the state guarantees everything to each citizen, while people aged 18-24 y.o. follow this opinion significantly less often.

D8. With which of the following statements do you tend to agree more (please choose one option which corresponds more to your beliefs) (% by age group)



The social groups that Ukrainians would not like to be neighbors with to the highest extent are drug-addicts (74%) and people with alcohol abuse (63%), Roma (51%), homosexuals (47%) and people with HIV/AIDS (45%) – that shows rather high rate of stigma towards these groups

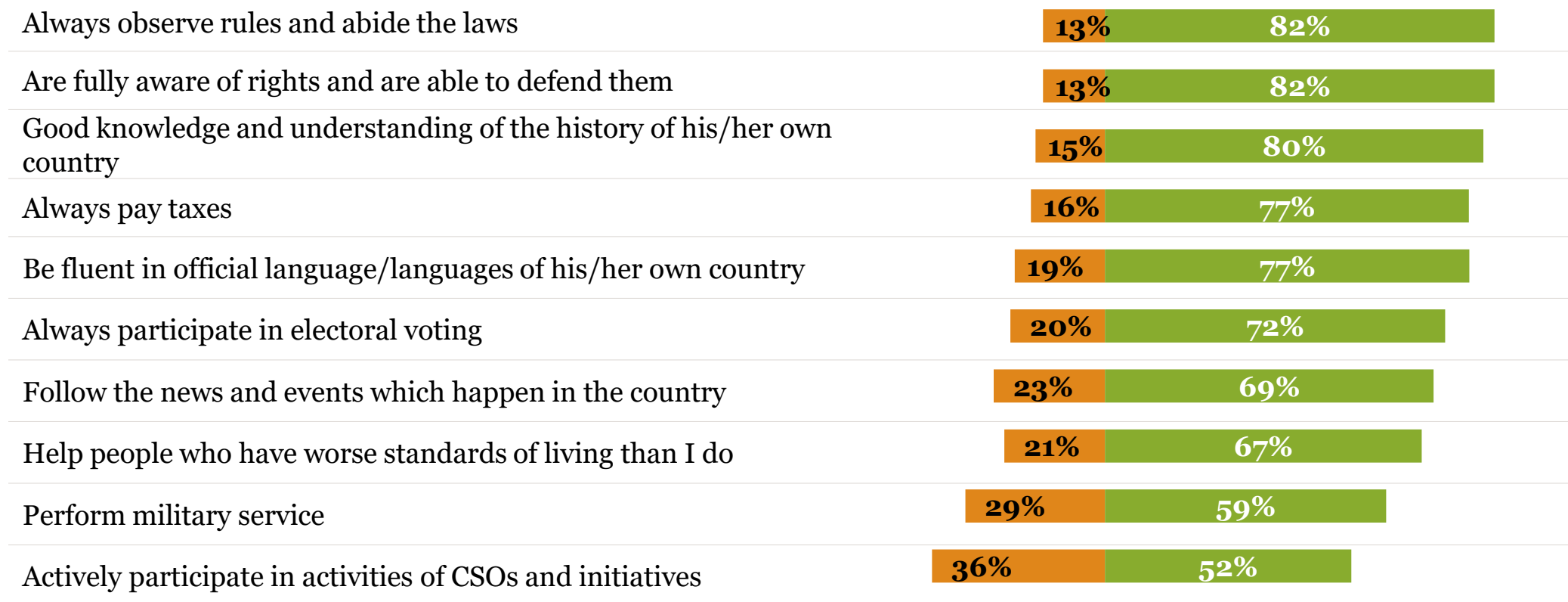
D9. There are different groups of people in the list. Please define which of them you would not like to be your neighbor:



The most important characteristics of a good citizens include: being fully aware of rights and able to defend them, always observe rules and abide laws, having good knowledge of the history of own country, being fluent in official language(s) of own country, always paying taxes. However, active participation in activities of CSOs and initiatives is considered important by only a half of the population

D10. Who can be called a good citizen? Please rate the importance of the statements listed, where 1 – the least important characteristic, and 4 – very important for being a good citizen.

■ Very important/Rather important ■ Absolutely not important/Rather not important

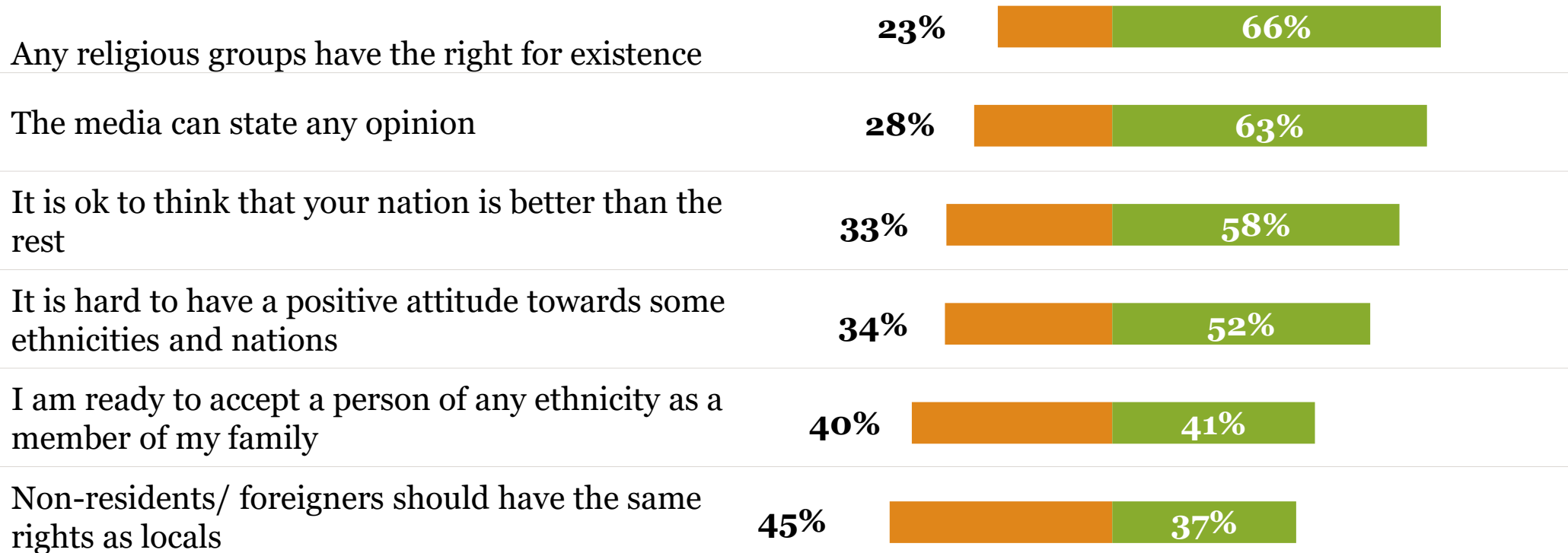


Relative majority tend to agree that it is ok to think that own nation is better than the rest, and a half agree that it is hard to have a positive attitude towards some ethnicities and nations. Still, 41% of citizens would accept a person of any ethnicity as a member of their family, and 2/3 agree that any religious groups have the right for existence. One in three agrees that non-residents or foreigners should have the same rights as locals.

D11. To which extent do you agree or disagree with the following statements?

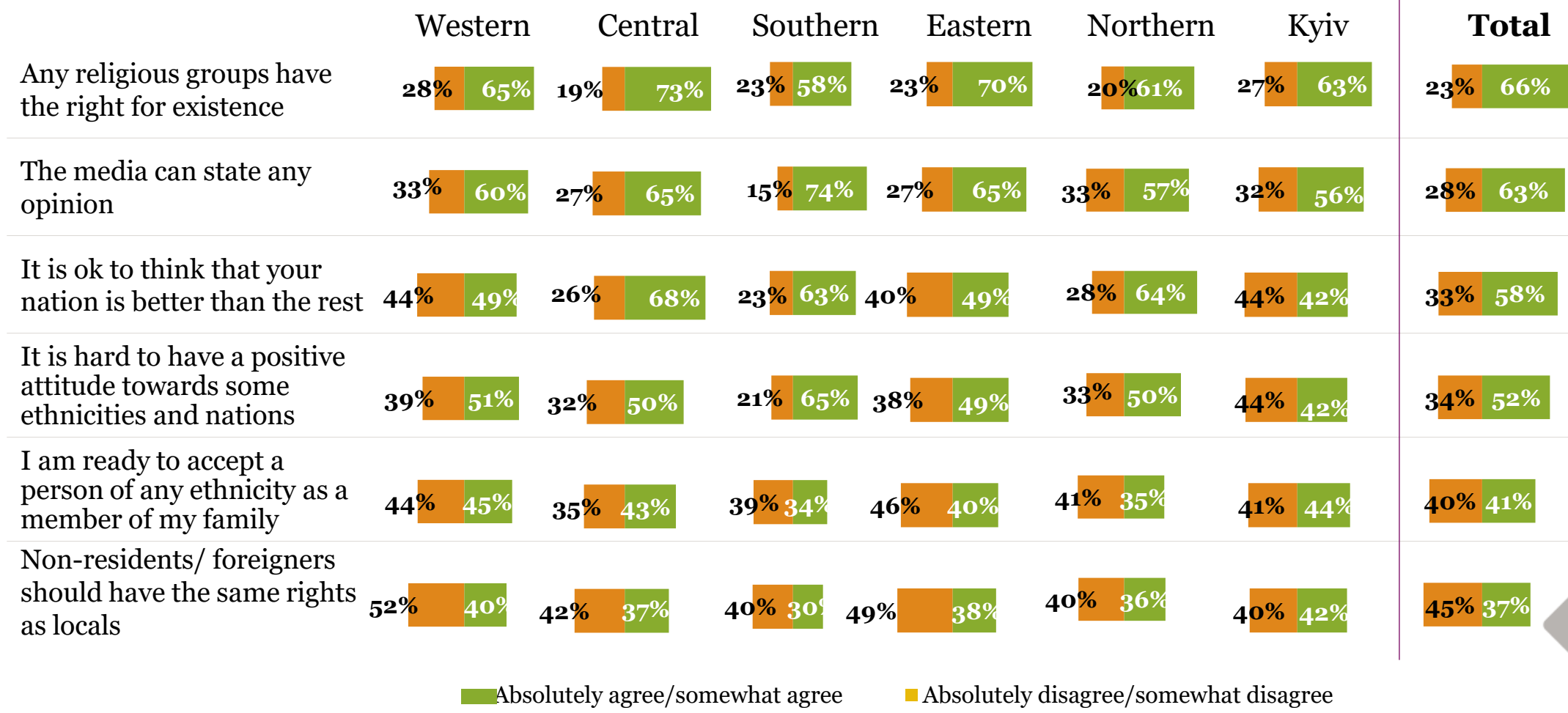
- Absolutely agree/rather agree
- Absolutely disagree/rather disagree

Total, n=2134



Residents of Central and Northern regions tend to agree more than in total that it is ok to think that own nation is better than the rest, while in the South people show higher hesitation in possibility to have a positive attitude towards some ethnicities and nations, and lower trust to media.

D11. To which extent do you agree or disagree with the following statements? (% by regions)



There are almost no difference by age in supporting any of the listed statements, except for lower support to the giving the same rights for foreigners as locals among people aged 45-54 y.o.

D11. To which extent do you agree or disagree with the following statements? (% by age group)

